Bromcom

No.1 Choice for Cloud MIS & Finance

v5.2020 Update 6.1 – Release Notes

Contents

Introduction **1**
New Features **2**
Administration *2*
Student Emergency Information Report updated 2
Support Comment Banks moved to Administration 2
Capita One Export updated 2
Analysis *3*
O Data and Reporting 3
Assessment *3*
Marksheet Entry page updated 3
New Set Fine Assessment option added 5
Summative Marksheets updated [for Primary Tracker] 6
New page Summative Target Tracker added [for Primary Tracker] 6
Attendance *7*
Seating Plan updated 7
Census *8*
Statutory Changes to School Census 8
Statutory Changes to School Workforce Census 8
Statutory Changes to the Independent School Census 8
Changes to the Learning Hours Maintenance 8
Changes made to Student Planned Hours Report 8
Changes made to Student Learning Aims Report 9
New Work Placement Report added 9
Curriculum *10*
Period Structures page moved 10
Dashboard *11*
New Safeguarding Dashboard added 11
Incident Chart 12
Incident Status Chart 13
Actions Chart 14
Timeline Chart 15
Logged Activities 16
Attendance Dashboard National Figures updated 16
KS4 Performance Dashboard updated 16
Comparison Snapshot Settings 16
Progress 8, Attainment 8, Ebacc and Diminish the Difference Charts updated 17
Comparison Headline Measures 18
EN & Ma Achievement Focus 18
Pupil Progress updated 19
New option Quick Measures added 19
KS4 Figures Student Individual Profile Comparison updated 21
KS4 Headline Measures updated 21
Headline Figures Grade Mapping updated 21
Dinner *22*
Dinner Menu Selection added to Primary Register [Primary Only] 22
Examination *23*
View/Edit Base Data page updated 23
Clash Resolution page moved 24
Finance *25*
DfE Chart of Accounts Mapping added 25
Supplier Activities updated 27
Purchase Orders updated with Editable Date option 27
New Cash Flow Statement Report added 28

Third Party Exports updated 29
Central Payment updates 29
Accounts Receivable page updates 30
Framework *32*
Tracking Read Announcements updated 32
Groups *32*
Clubs Running Balances Refresh updated 32
New option for Student Preferences added 32
New option for Auto Allocate added 34
MCAS [Admin] *36*
Option to make Payments toward instalments or Part Paid Products added 36
Additional Information added to Received Messages 37
Staff *37*
Support Allocation moved to Actions 37
Staff Timetabling moved to Actions 38
CPD Continuing Professional Development renamed, moved and updated 39
Staff Objectives 39
Reviews 42
CPD Activities 43
Line Managers 44
Direct Reports 45
CPD: In Service Training & Monitoring and Evaluation panel 46
Right Hand panel 46
New option Line Management Structure added 47
Student Portal *48*
Update to Page Management 48
New option added to Access Student Portal 48
Management/Password Reset option updated 49
Students List *50*
New option Running Balance Payment 50
Parental Consents added as an additional column 51
Behaviour Points added as additional columns 52
Ethnicity & Religion panel updated 52
Student Class Assignment page moved 53
Work Placement Card added 54
Teacher App *55*
Clubs added to Registers 55
Vision *55*
Homepage updated 55
New page Data Lock 55
New Roles & Permissions page added 56
Resolved Issues 58
Administration 58
Analysis 58
Assessment 58
Attendance 58
Census 59
Communication 59
Curriculum 59
Dashboard 60
Finance 60
Framework 60
Groups 60
MCAS [Admin] 60
MCAS [Parent] 61
Others 61
Profile 61
Reports 61

Setup 61
Staff 61
Student Portal [Admin] 62
Student Portal [Student] 62
Students 62
Timetable 63

Introduction

This document contains an **End User** version of the **Release Notes** for the **Bromcom MIS Software** for **Version 6**. The **Release Notes** contain details of the latest updates, fixes and new features that have been implemented in this release.

An enhancement is either an improvement we have added or a new feature. Some of these are user requested, but most are enhancements we make to improve the software.

This document contains the **Release Notes for v5.2020 Update 6.1** for **September 2020**.

What is an Update?
When an enhancement is requested or an issue is found, the details are sent to the Development Team. Once they have made the enhancement or fixed the issue an update is created. This update can contain one or many fixes, for one or many modules, it is then tested by the Testing team and released either to be included into the next Build, (if there is one imminent), or it is passed as an Update to be deployed by the Support Team who will contact you and arrange a mutually agreeable time to apply the Update. Each of the issues listed here has been fixed with the latest Update.

1. Server side Installers:
    a. MIS — v5.2020.6.1

2. Client side Installers:
    a. Alerts Application — v5.2020.3.30507
    b. Timetable — v1.15.67.26568
    c. Behaviour Pathways — v5.2020.3.2
    d. Excel Add-In — v52020.3.25200

Please Note: The **Minimum Screen Resolution** that we support is **1280 x 1024**.

We support the following Browsers:

- Google
- Edge
- Safari
- Firefox

We always support the latest version of these Browsers and recommend our Users should always use the latest versions as well.

New Features

Note: All routes are based on the New Bromcom Menu

****Look out for our new Help Centre just click the ? top right when logged into Bromcom****

Administration

Student Emergency Information Report updated

Reports > Administration > Administration > Student Emergency Information

The **Student Emergency Information** report has been updated to include **Court Order** if there is one this will be displayed beneath the **Contact Name**. Also the **Address should not be disclosed** message has been changed to red to stand out more clearly on the report.

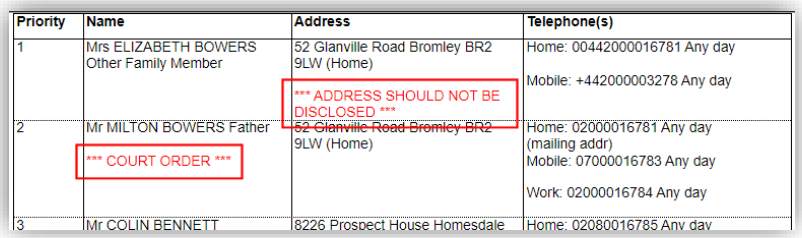

Priority	Name	Address	Telephone(s)
1	Mrs ELIZABETH BOWERS Other Family Member	52 Glanville Road Bromley BR2 9LW (Home) *** ADDRESS SHOULD NOT BE DISCLOSED ***	Home: 00442000016781 Any day Mobile: +442000003278 Any day
2	Mr MILTON BOWERS Father *** COURT ORDER ***	52 Glanville Road Bromley BR2 9LW (Home)	Home: 02000016781 Any day (mailing addr) Mobile: 07000016783 Any day Work: 02000016784 Any day
3	Mr COLIN BENNETT	8226 Prospect House Homesdale	Home: 02080016785 Any day

Support Comment Banks moved to Administration

Config > Administration > Support Comment Banks

The **Support Comment Banks** have been moved to **Administration** from **Modules > Support > Maintenance >Comment Banks**. The functionality remains the same.

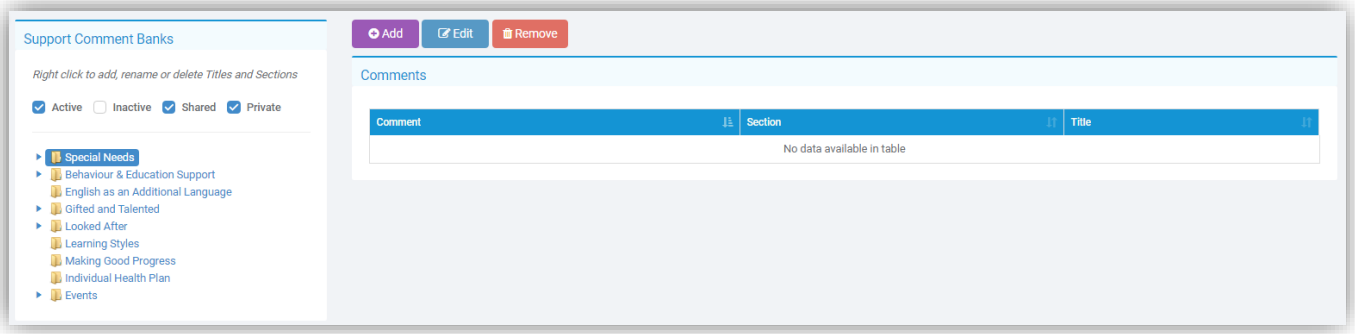

Capita One Export updated

Modules > Administration > Routines > Capita One Exports

The **<Exclusion>** tag format has been changed to support multiple **Reasons** as requested by the DfE.

Analysis

O Data and Reporting

Modules > Analysis > Routines > Headline Figures Datasets

When the **Focus** is set for **Assessment** and more than one **Assessment Type** is added an **Alias** has been added to make the data easier to identify. Clicking on the Information **i** will give an explanation: **The alias created here will be used for Ad Hoc Reporting, MAT Vision and O Data (BI) in order to allow the selection of a single assessment type for analysis**.

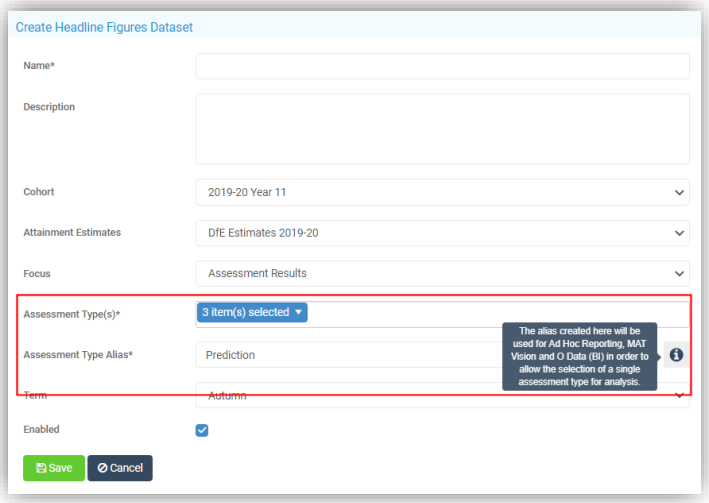

Assessment

Marksheet Entry page updated

Modules > Assessment > Routines > Assessment Sheet List

The **Entry** page for the **Assessment Marksheet** has been updated, this will look different for different **Marksheet** types, depending on the collection data required and the defined columns.

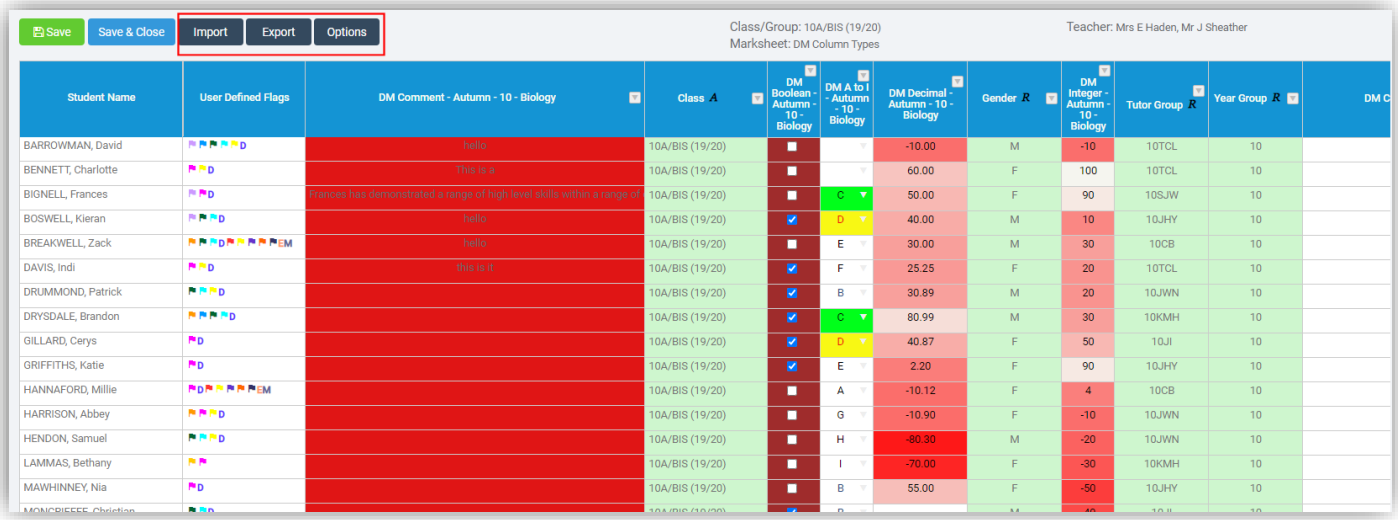

Student Name	User Defined Flags	DM Comment - Autumn - 10 - Biology	Class	DM Boolean - Autumn - 10 - Biology	DM A to I - Autumn - 10 - Biology	DM Decimal - Autumn - 10 - Biology	Gender	DM Integer - Autumn - 10 - Biology	Tutor Group	Year Group	DM C
BARROWMAN, David	D	hello	10A/BIS (19/20)			-10.00	M	-10	10TCL	10	
BENNETT, Charlotte	D	This is a	10A/BIS (19/20)			60.00	F	100	10TCL	10	
BIGNELL, Frances	D	Frances has demonstrated a range of high level skills within a range of	10A/BIS (19/20)		C	50.00	F	90	10SJW	10	
BOSWELL, Kieran	D	hello	10A/BIS (19/20)		D	40.00	M	10	10JHY	10	
BREAKWELL, Zack	D EM	hello	10A/BIS (19/20)		E	30.00	M	30	10CB	10	
DAVIS, Indi	D	this is it	10A/BIS (19/20)		F	25.25	F	20	10TCL	10	
DRUMMOND, Patrick	D		10A/BIS (19/20)		B	30.89	M	20	10JWN	10	
DRYSDALE, Brandon	D		10A/BIS (19/20)		C	80.99	M	30	10KMH	10	
GILLARD, Cerys	D		10A/BIS (19/20)		D	40.87	F	50	10JI	10	
GRIFFITHS, Katie	D		10A/BIS (19/20)		E	2.20	F	90	10JHY	10	
HANNAFORD, Millie	D EM		10A/BIS (19/20)		A	-10.12	F	4	10CB	10	
HARRISON, Abbey	D		10A/BIS (19/20)		G	-10.90	F	-10	10JWN	10	
HENDON, Samuel	D		10A/BIS (19/20)		H	-80.30	M	-20	10JWN	10	
LAMMAS, Bethany			10A/BIS (19/20)		I	-70.00	F	-30	10KMH	10	
MAWHINNEY, Nia	D		10A/BIS (19/20)		B	55.00	F	-50	10JHY	10	

This instance is a test for column use so has different types of columns and colours. The right click option on the column headers remains the same. Clicking on a **Student Name** will open the **Student Profile**, a **Warning Message** will be given first to remind you to check if you are connected to a projector or other public display mode. Double click on a **Comment** column to open the **Comment** pop-up.

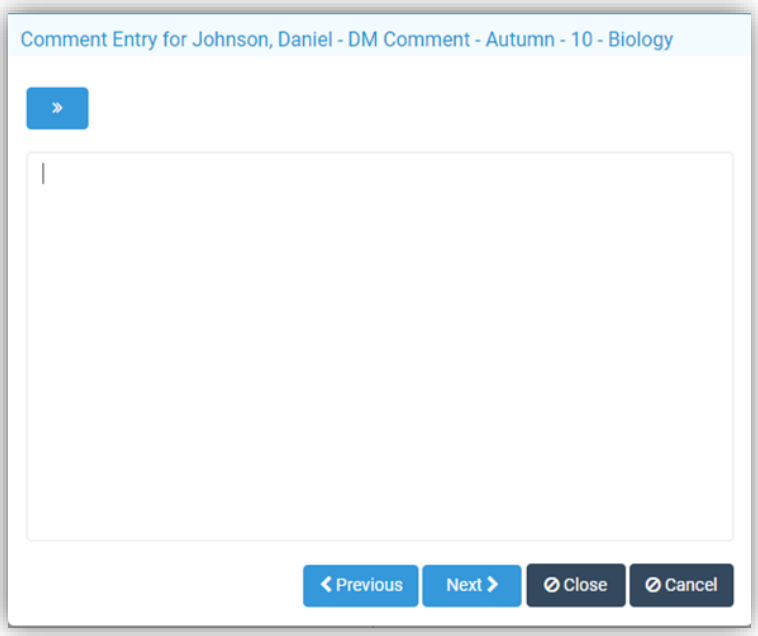

The buttons at the top are similar to before with the **Import** and **Options** buttons. The **Import** and **Export** work the same as before. Clicking on the **Options** button will open the **Options** pop-up, where you can change the **Result Date** and the **Class Membership Date** or **Reset the Marksheet to the Original Format**.

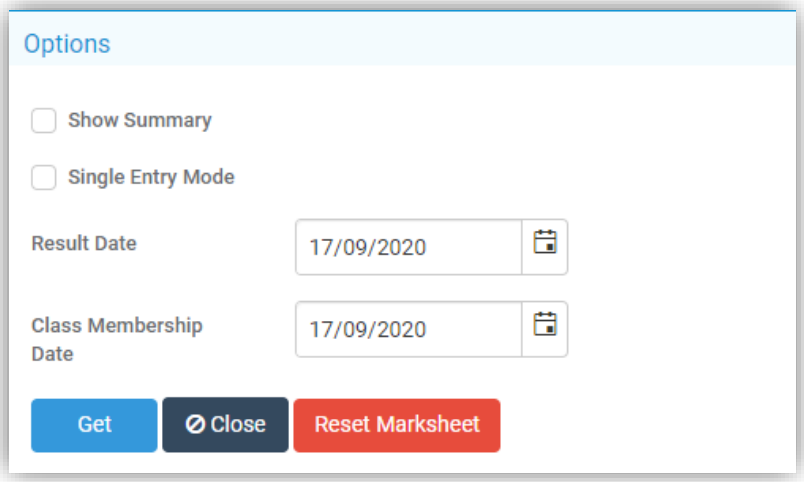

Ticking the **Show Summary** box will display the **Summary** of the columns at the bottom of the page and ticking **Single Entry Mode** engages the **Single Entry Mode** which works the same as before.

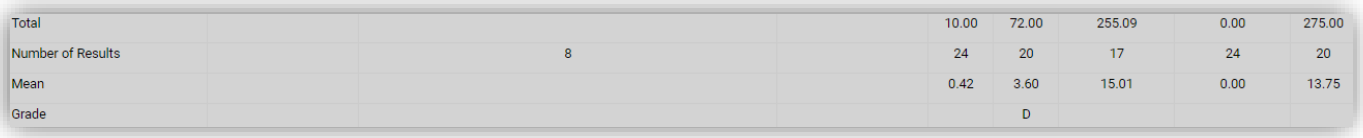

Total				10.00	72.00	255.09	0.00	275.00
Number of Results		8		24	20	17	24	20
Mean				0.42	3.60	15.01	0.00	13.75
Grade					D			

The functionality for the **Get Results** button remains unchanged.

New Set Fine Assessment option added

Modules > Assessment > Manage Templates

A new option **Set Fine Assessment** has been added to the **Columns** section of a **Tracking Template**.

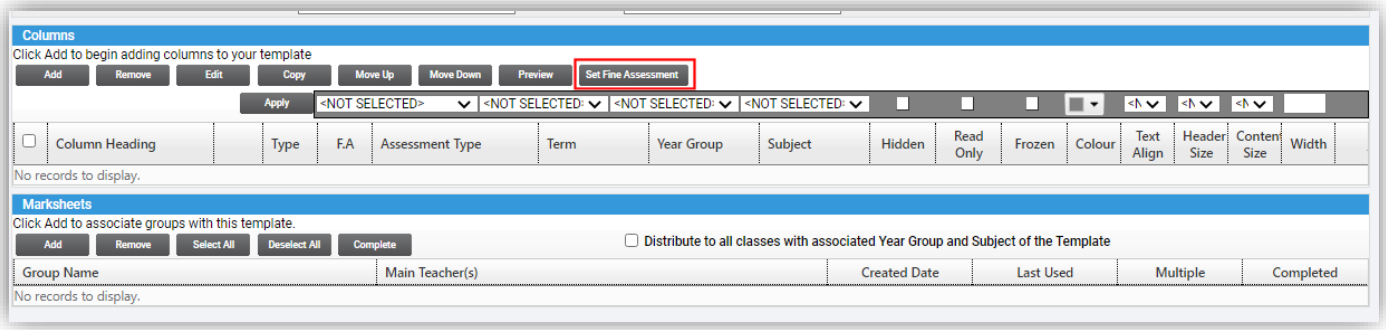

When selected the **Fine Assessment Settings** pop-up is displayed for the selected **Row**.

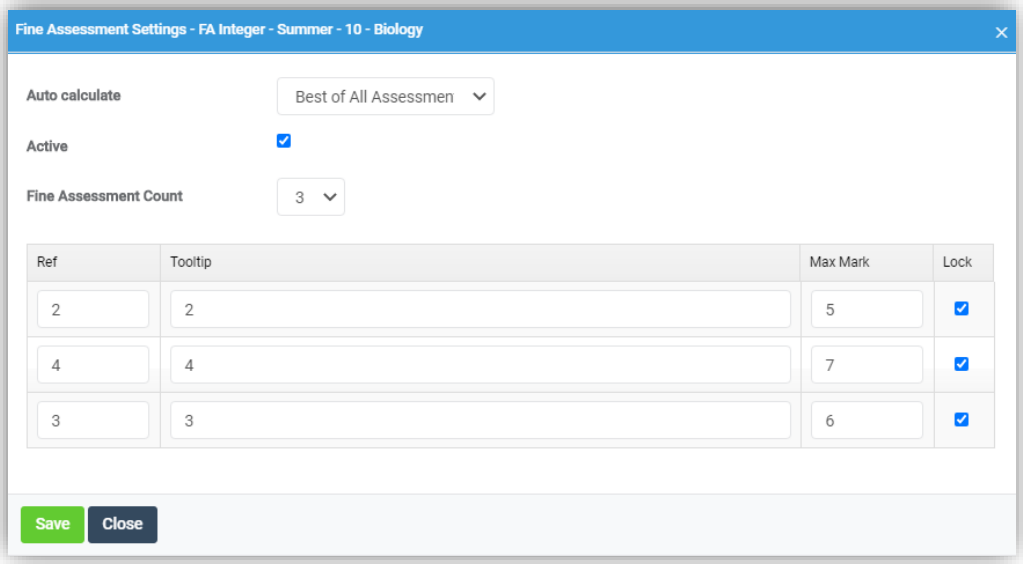

The **Auto Calculate** is selected from the dropdown list and can be **Disabled**, **Simple Average**, **Sum of All Assessments** or **Best of All Assessments**, when complete click the **Save** button.

Then when the **Fine Assessment** is setup in the **Marksheet** the selected column will show with an icon and there will be an option to **Set Fine Assessment** in the right click context menu.

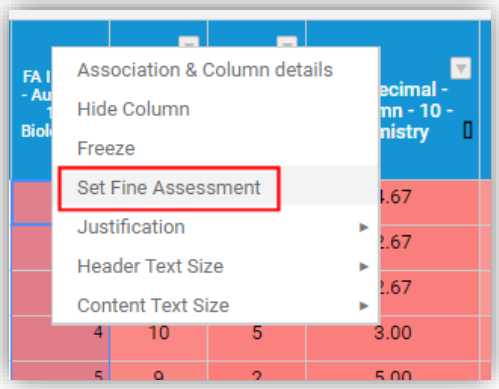

When this is selected the **Marksheet** changes to show the columns to enter the marks for the questions and the total column (the main **Marksheet** column) shows at the end, just select go to **Marksheet** to return to the main sheet.

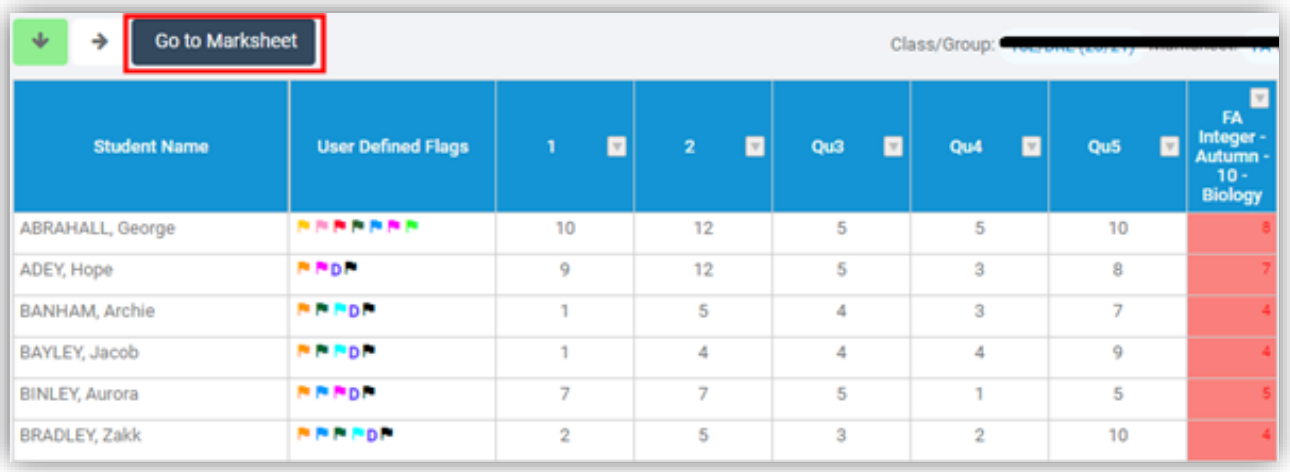

Summative Marksheets updated [for Primary Tracker]

Config > Assessment > Summative Assessment Sheets

The **Summative Assessment Sheets** have been updated so they no longer display all **Terms** only the relevant ones.

New page Summative Target Tracker added [for Primary Tracker]

Config > Assessment > Summative Target Setter

A new page **Summative Target Setter** has been added where you can create **Targets** per **Student** allowing them to be measured against both **AREs** and their own **Termly Targets**. Select from the dropdown list and click on the **Run** button.

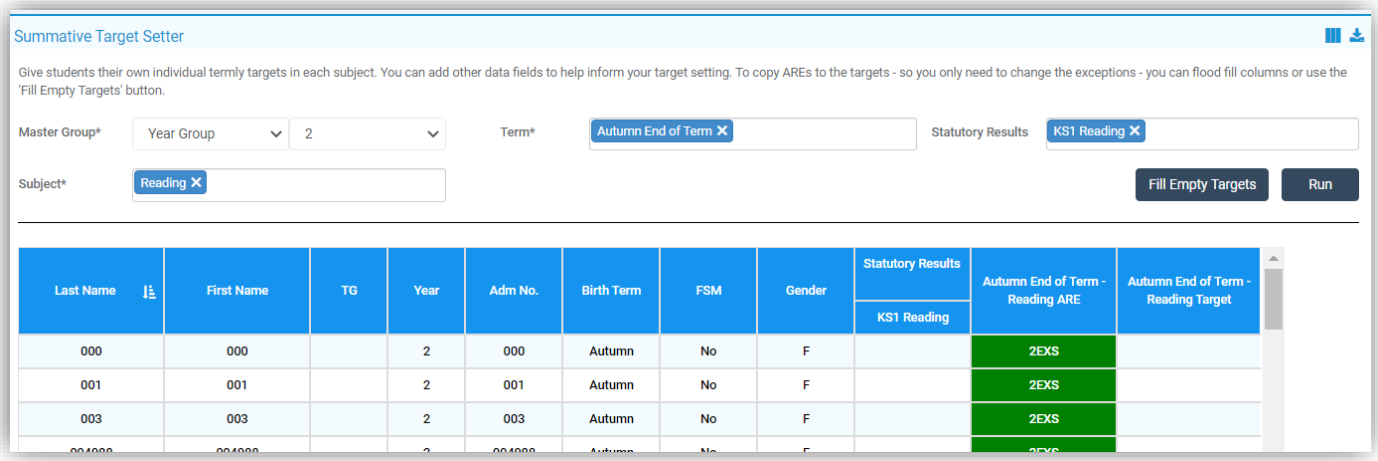

Click the **Fill Empty Targets** button to populate any empty **Targets** with the current **ARE Value**.

Various **Primary Tracker** reports will now have the option to use the **ARE** or the **Student Targets**.

Attendance

Seating Plan updated

Registers > Seating

An **Actions** button has been added to the **Seating Plan** page and **Students** are now selectable by ticking the top left box, then the relevant **Action** can be selected and implemented.

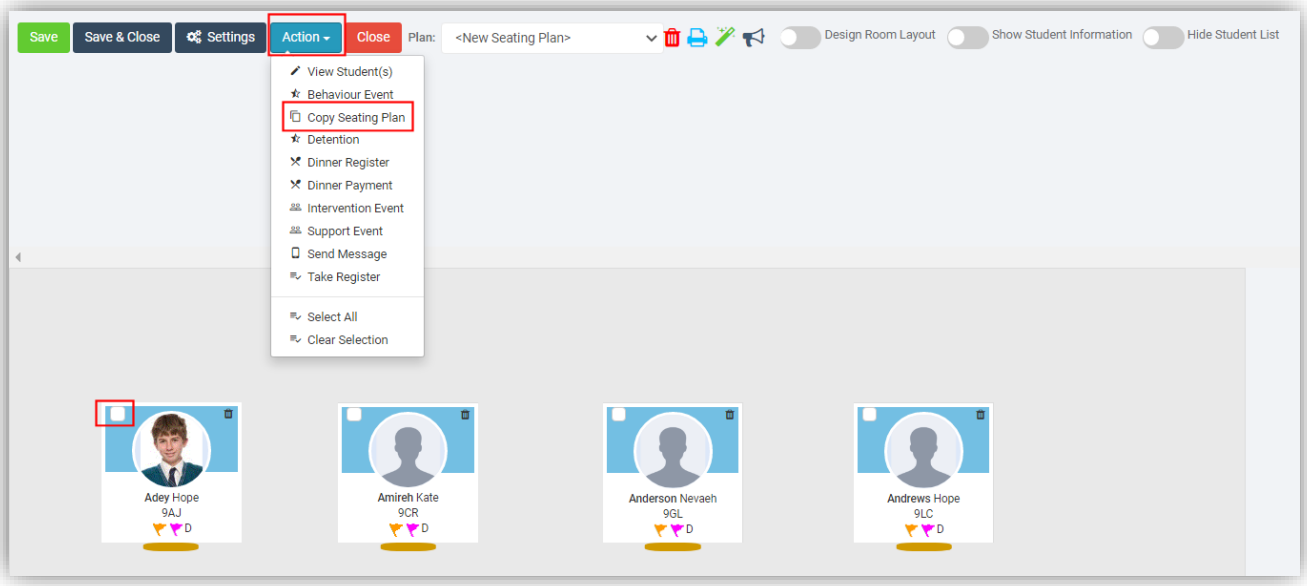

A new option **Copy Seating Plan** has also been added to under the **Actions** button. Clicking on this will open a pop-up listing all of the existing **Seating Plans**, select the one required from the dropdown list and click the **Copy** button. If all or some of the **Students** are the same as in the selected list tick the **Copy Student Seat Allocations** box. This will allocate the **Students** to the same seats, any **Students** who are not in the destination **Class** will be ignored.

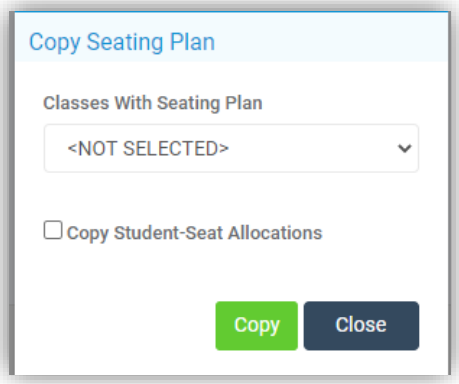

Note: **Seating Plans** can only be created by the **Teacher** themselves and then assigned to the **Classes** they teach.

Census

Statutory Changes to School Census

Modules > Census > Census > School

Statutory Changes to the **School Census** have been made, these include **Collection Dates** and **Date Periods**, **Change Code Set Descriptions of GCSE English Prior Attainment**, **Attendance Collection Changes** and **Exclusions**. **Programme Aims** have been added and **Learning Aims** updated

Statutory Changes to School Workforce Census

Modules > Census > Census > School Workforce

Statutory Changes to the **School Workforce Census** have been made, these were minor changes.

Statutory Changes to the Independent School Census

Modules >Census > Census > SLASC

Statutory Changes to the **SLASC** have been made, these were minor changes.

Changes to the Learning Hours Maintenance

Modules >Census > Routines > Learning Hours Maintenance

Three new columns, **T-Level Qual Hours**, **T-Level Non-Qual Hours** and **T-Level Total Hours** have been added for **T-Level** information.

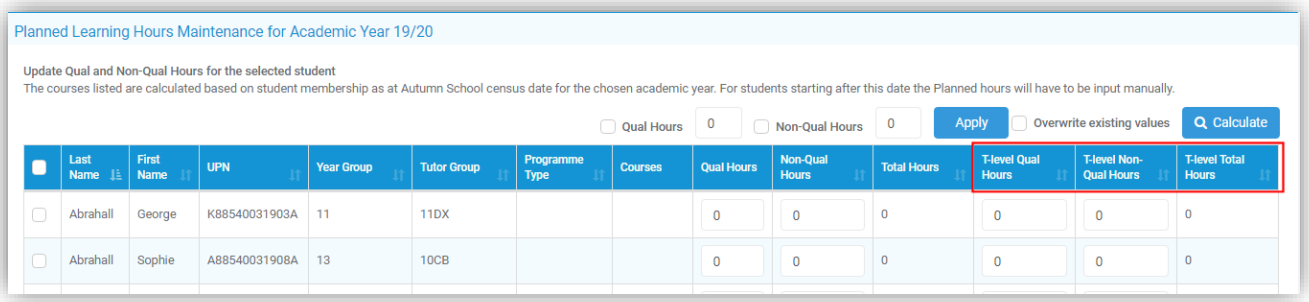

Changes made to Student Planned Hours Report

Reports > Census > Student Planned Hours Report

Three new columns, **T-Level Qual Hours**, **T-Level Non-Qual Hours** and **T-Level Total Hours** have been added for **T-Level** information.

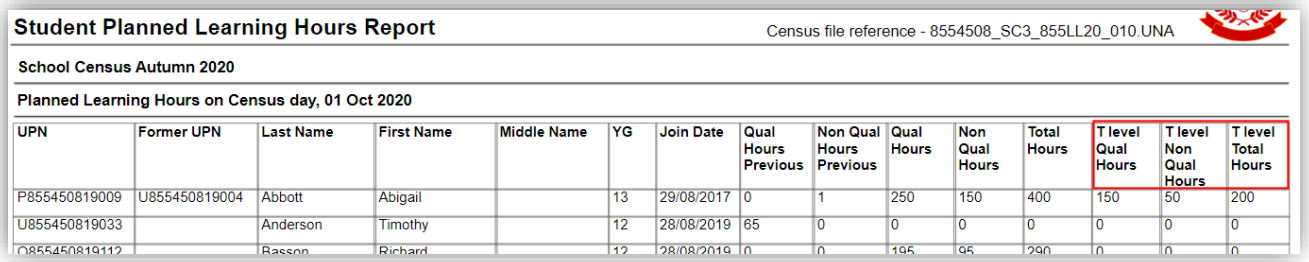

Changes made to Student Learning Aims Report

Reports >Census > Student Learning Aims Report

A new column **Programme Type** has been added, the **Programme Aim ZPROG001** will be the first record for each **Student**, the **Associated Learning Aims** will be listed below the **Programme Aim**.

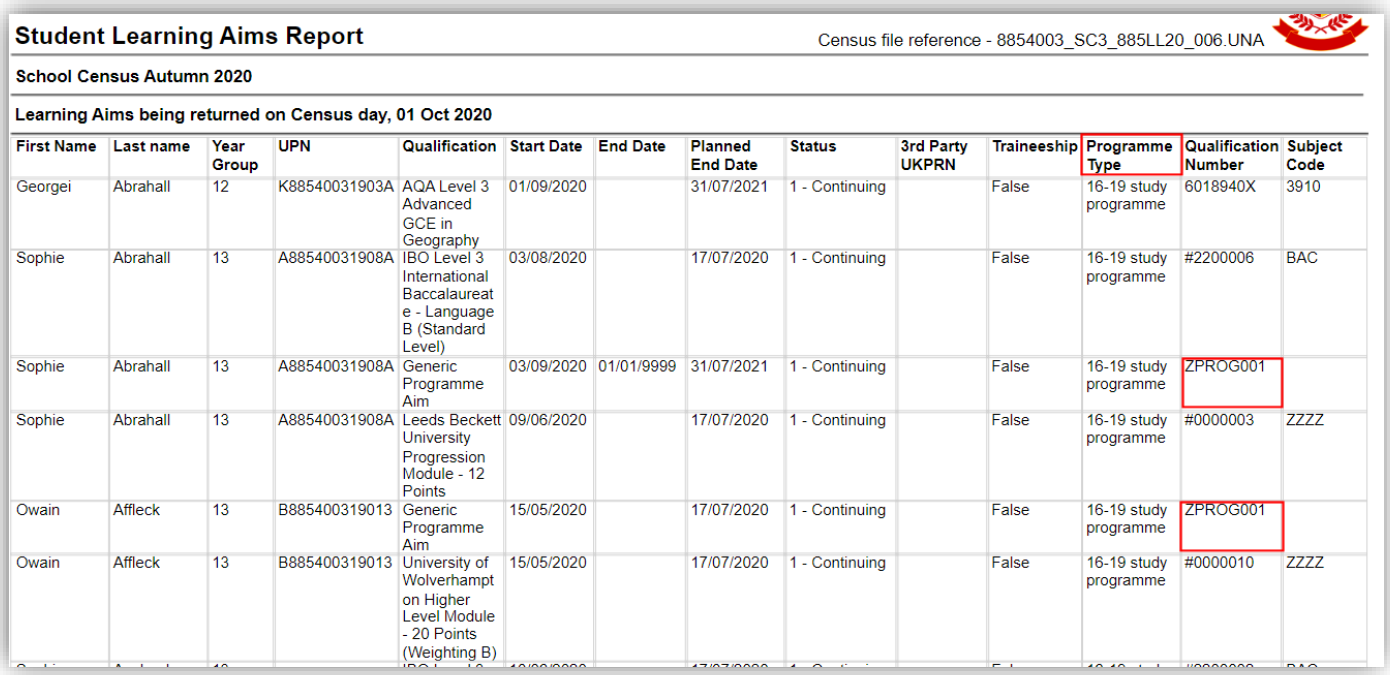

Student Learning Aims Report

Census file reference - 8854003_SC3_885LL20_006.UNA

School Census Autumn 2020

Learning Aims being returned on Census day, 01 Oct 2020

First Name	Last name	Year Group	UPN	Qualification	Start Date	End Date	Planned End Date	Status	3rd Party UKPRN	Traineeship	Programme Type	Qualification Number	Subject Code
Georgei	Abrahall	12	K88540031903A	AQA Level 3 Advanced GCE in Geography	01/09/2020		31/07/2021	1 - Continuing		False	16-19 study programme	6018940X	3910
Sophie	Abrahall	13	A88540031908A	IBO Level 3 International Baccalaureate - Language B (Standard Level)	03/08/2020		17/07/2020	1 - Continuing		False	16-19 study programme	#2200006	BAC
Sophie	Abrahall	13	A88540031908A	Generic Programme Aim	03/09/2020	01/01/9999	31/07/2021	1 - Continuing		False	16-19 study programme	ZPROG001	
Sophie	Abrahall	13	A88540031908A	Leeds Beckett University Progression Module - 12 Points	09/06/2020		17/07/2020	1 - Continuing		False	16-19 study programme	#0000003	ZZZZ
Owain	Affleck	13	B885400319013	Generic Programme Aim	15/05/2020		17/07/2020	1 - Continuing		False	16-19 study programme	ZPROG001	
Owain	Affleck	13	B885400319013	University of Wolverhampton Higher Level Module - 20 Points (Weighting B)	15/05/2020		17/07/2020	1 - Continuing		False	16-19 study programme	#0000010	ZZZZ

New Work Placement Report added

Reports >Census > Census > Student Work Placement Report

A new report **Student Work Placement Report** has been added. From 2020/21 the new T-level programmes include a mandatory work placement element. There may be more than one placement as part of the programme. Schools must return details of each placement.

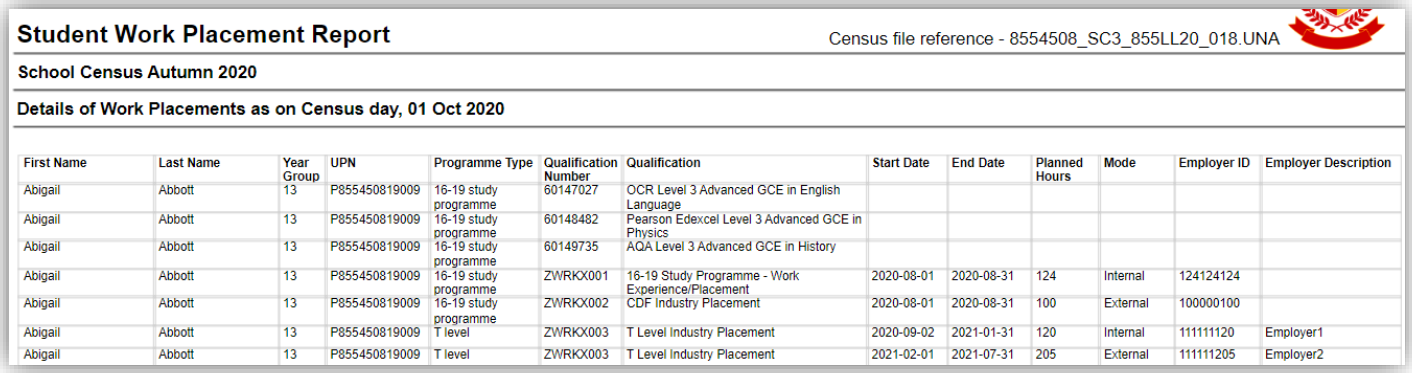

Student Work Placement Report

Census file reference - 8554508_SC3_855LL20_018.UNA

School Census Autumn 2020

Details of Work Placements as on Census day, 01 Oct 2020

First Name	Last Name	Year Group	UPN	Programme Type	Qualification Number	Qualification	Start Date	End Date	Planned Hours	Mode	Employer ID	Employer Description
Abigail	Abbott	13	P855450819009	16-19 study programme	60147027	OCR Level 3 Advanced GCE in English Language						
Abigail	Abbott	13	P855450819009	16-19 study programme	60148482	Pearson Edexcel Level 3 Advanced GCE in Physics						
Abigail	Abbott	13	P855450819009	16-19 study programme	60149735	AQA Level 3 Advanced GCE in History						
Abigail	Abbott	13	P855450819009	16-19 study programme	ZWRKX001	16-19 Study Programme - Work Experience/Placement	2020-08-01	2020-08-31	124	Internal	124124124	
Abigail	Abbott	13	P855450819009	16-19 study programme	ZWRKX002	CDF Industry Placement	2020-08-01	2020-08-31	100	External	100000100	
Abigail	Abbott	13	P855450819009	T level	ZWRKX003	T Level Industry Placement	2020-09-02	2021-01-31	120	Internal	111111120	Employer1
Abigail	Abbott	13	P855450819009	T level	ZWRKX003	T Level Industry Placement	2021-02-01	2021-07-31	205	External	111111205	Employer2

Curriculum

Period Structures page moved

Config > Curriculum > Period Structures

The **Period Structures** page has been moved from **Modules > Curriculum > Academic Calendar >Period Structures**. The functionality remains the same, with one exception, when creating a **New Period Structure** the **Save** option to proceed to the next part to create the **Timetable Day** has been replaced by a **Next** button.

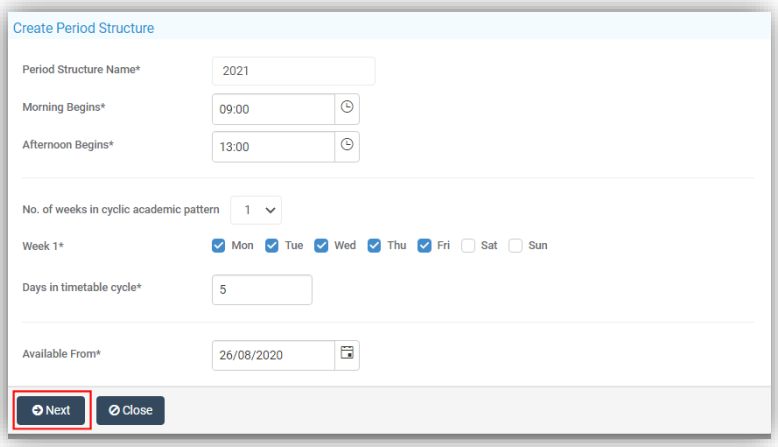

There is a **Back** button on the **Timetable Day** so you can go back and make changes before clicking **Save**.

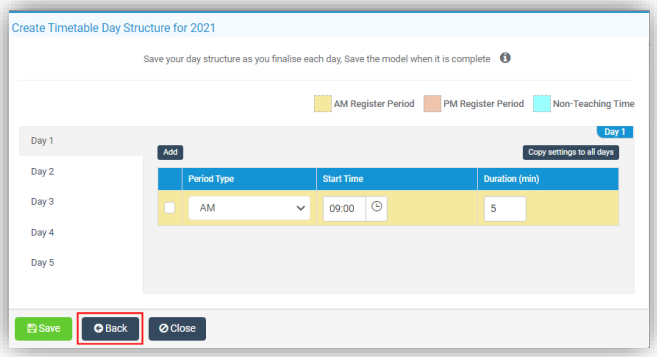

Dashboard

New Safeguarding Dashboard added

Dashboard > Safeguarding

A new **Safeguarding Dashboard** has been added.

****Note**: Only the **Safeguarding Lead Role** will have access to this **Dashboard**. Those with an **Admin Role** will **NOT** automatically have access**

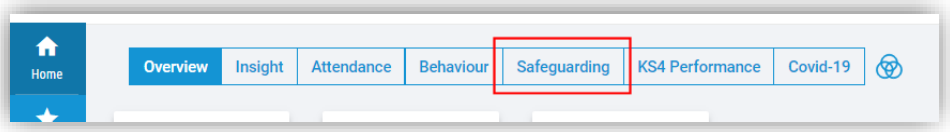

The new **Dashboard** will display **Safeguarding Activities** for a set date, including **Incident**, **Incident Status**, **Actions**, **Timelines** and any **Incidents logged in the last 30 Days**.

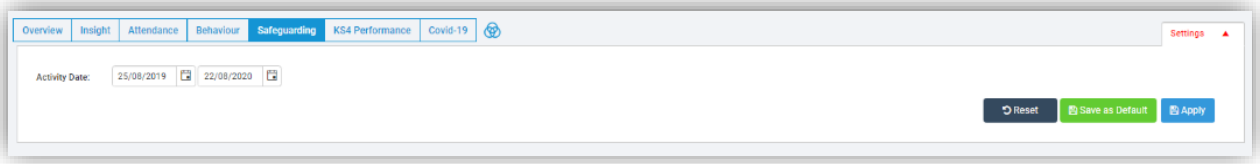

Clicking on the **Settings** option will allow you to change the **Activity Date**, clicking the **Apply** button will apply the changes for this session only, clicking the **Save as Default** button will save these changes as your default and clicking the **Reset** button will change back to the **System Dates**.

The **Dashboard** displays four **Charts** for **Incidents**, **Incident Status**, **Actions** and **Timeline**, each of the **Charts** can be maximised for more details with drilldown options, there are also further dropdown options to change the **Chart Data**.

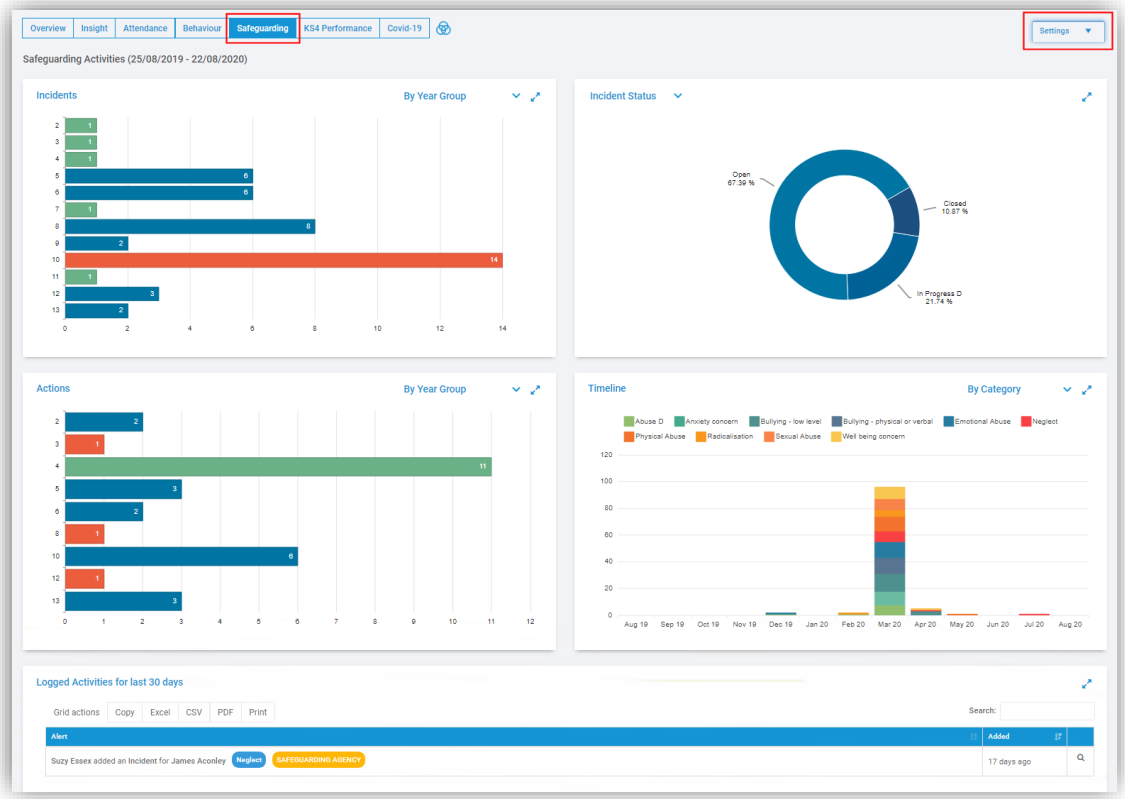

Incident Chart

The **Incident Chart** gives the option to view **By Year Group**, **By Agency**, **By Category** or **By Disadvantage Groups** from the dropdown menu.

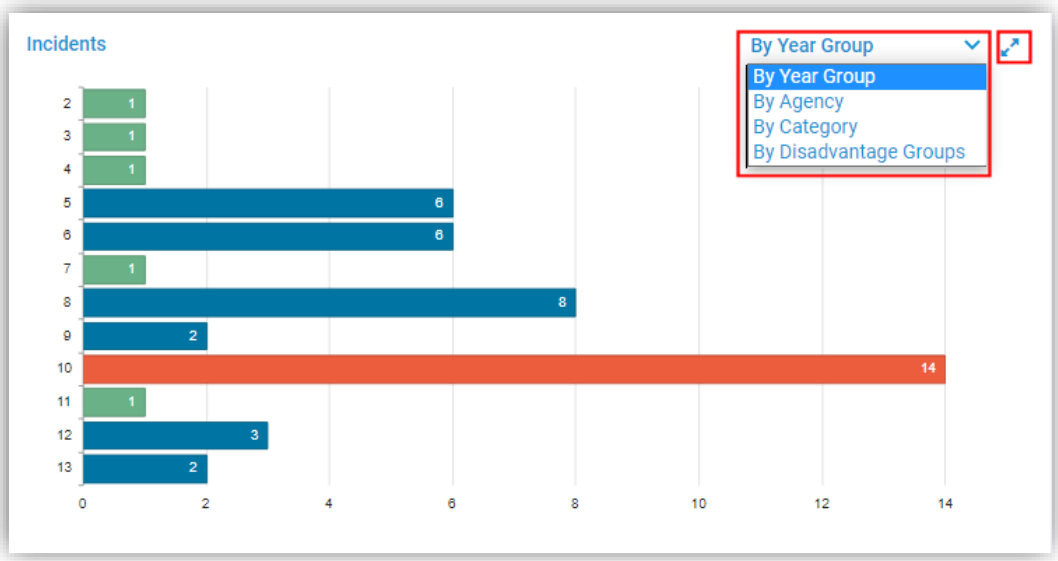

Clicking on a **Bar** from the **Chart** will highlight the **Bar** and drilldown displaying the **Students**.

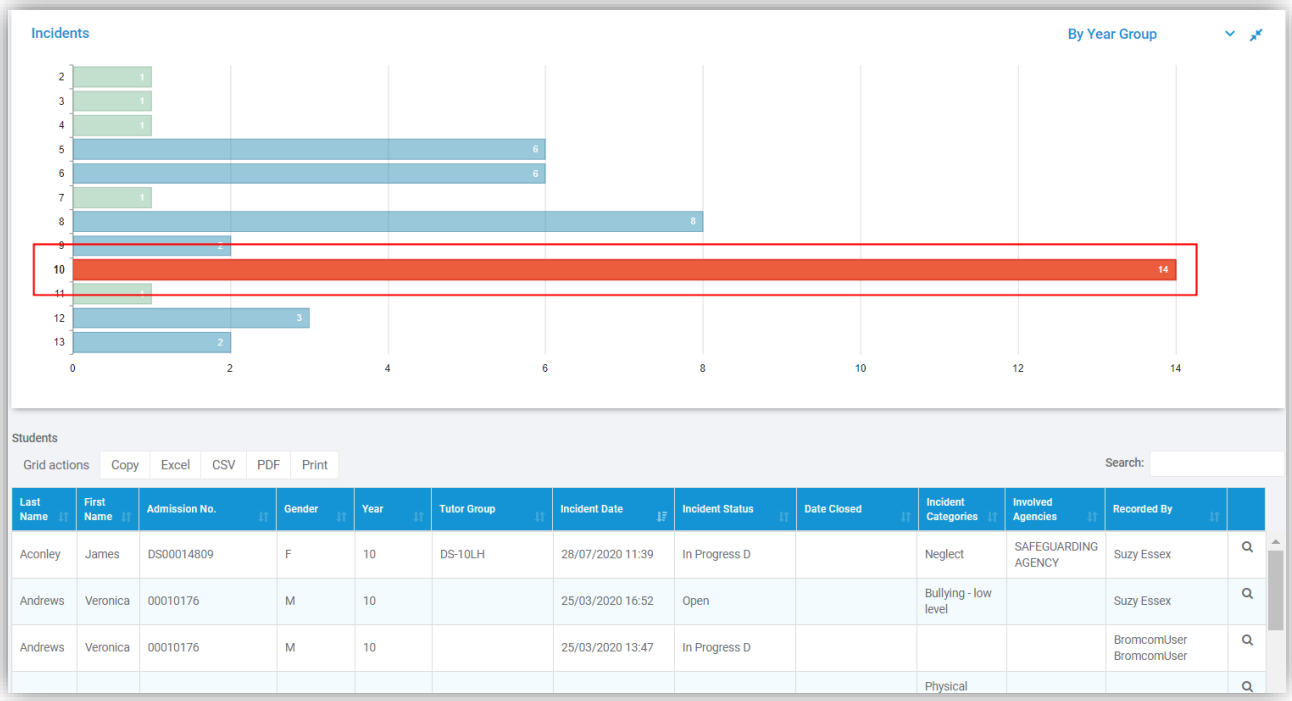

Click on the **Magnifying Glass** icon on the right to view or edit the **Incident**.

Incident Status Chart

The **Incident Status Chart** gives the option to view by **Incident Status**, **Incidents Archived** or **Actions Archived** from the dropdown menu.

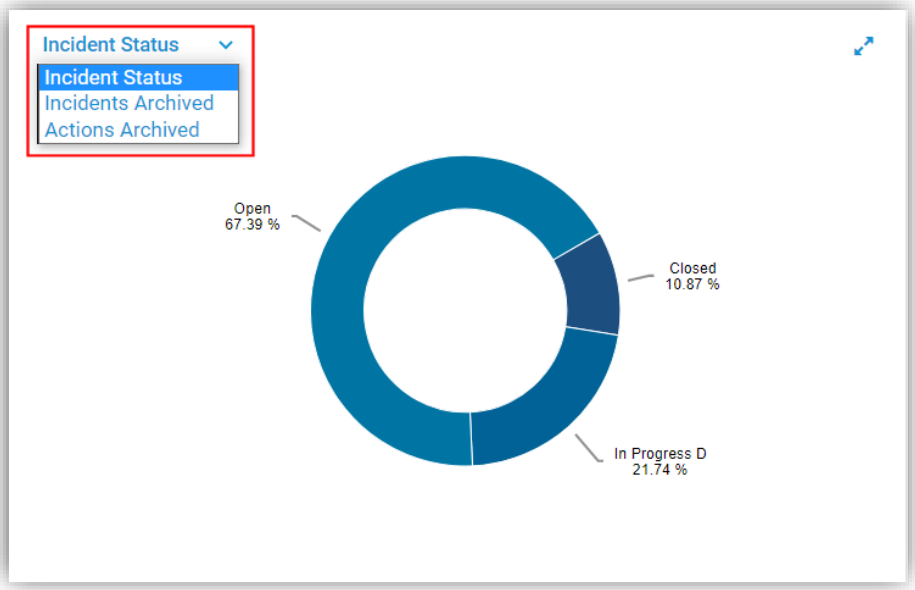

Clicking on a **Section** from the **Doughnut** will highlight the **Section** and drilldown displaying the **Students**.

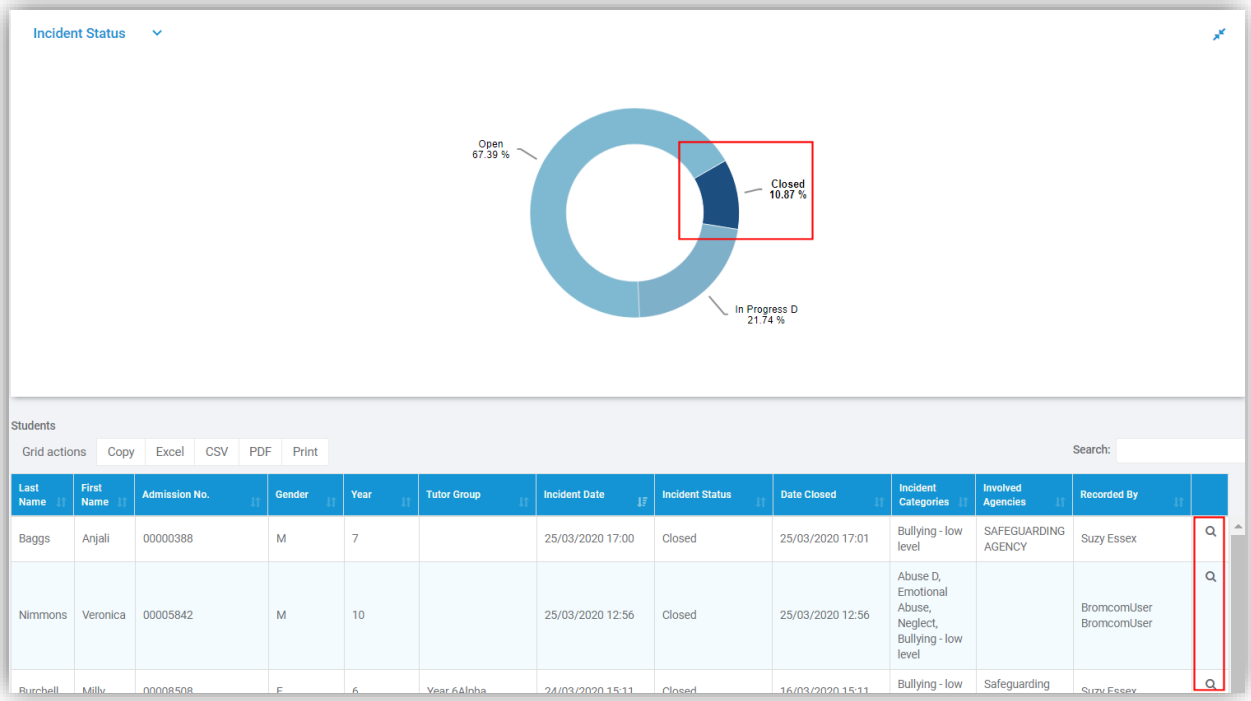

Click on the **Magnifying Glass** icon on the right to view or edit the **Incident**.

Actions Chart

The **Actions Chart** gives the option to view **By Year Group**, **By Agency**, **By Category** or **By Disadvantage Groups** from the dropdown menu.

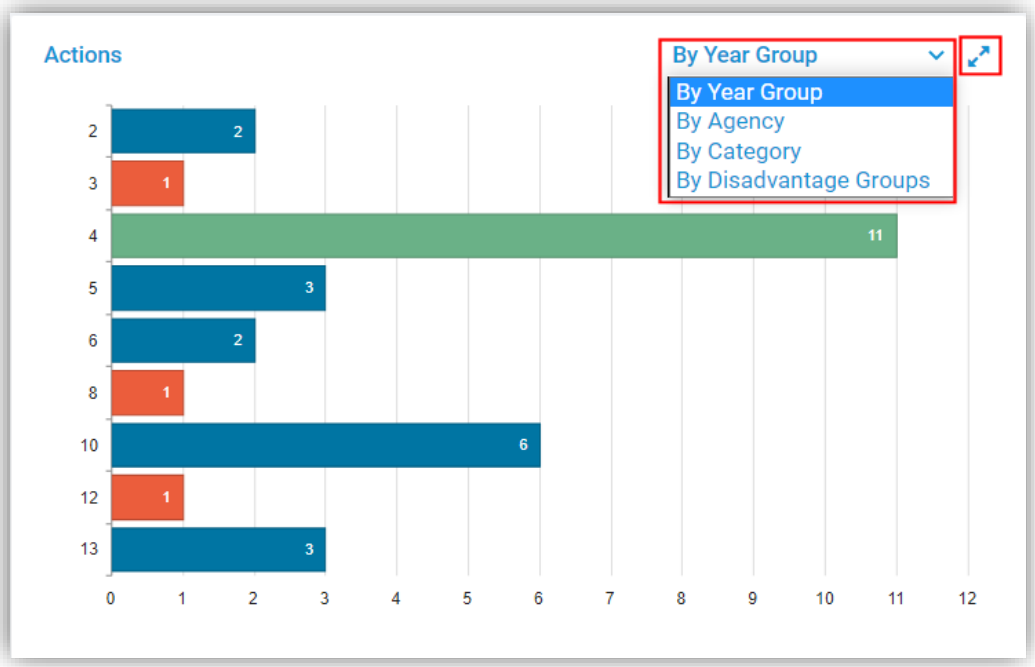

Clicking on a **Bar** from the **Chart** will highlight the **Bar** and drilldown displaying the **Students**.

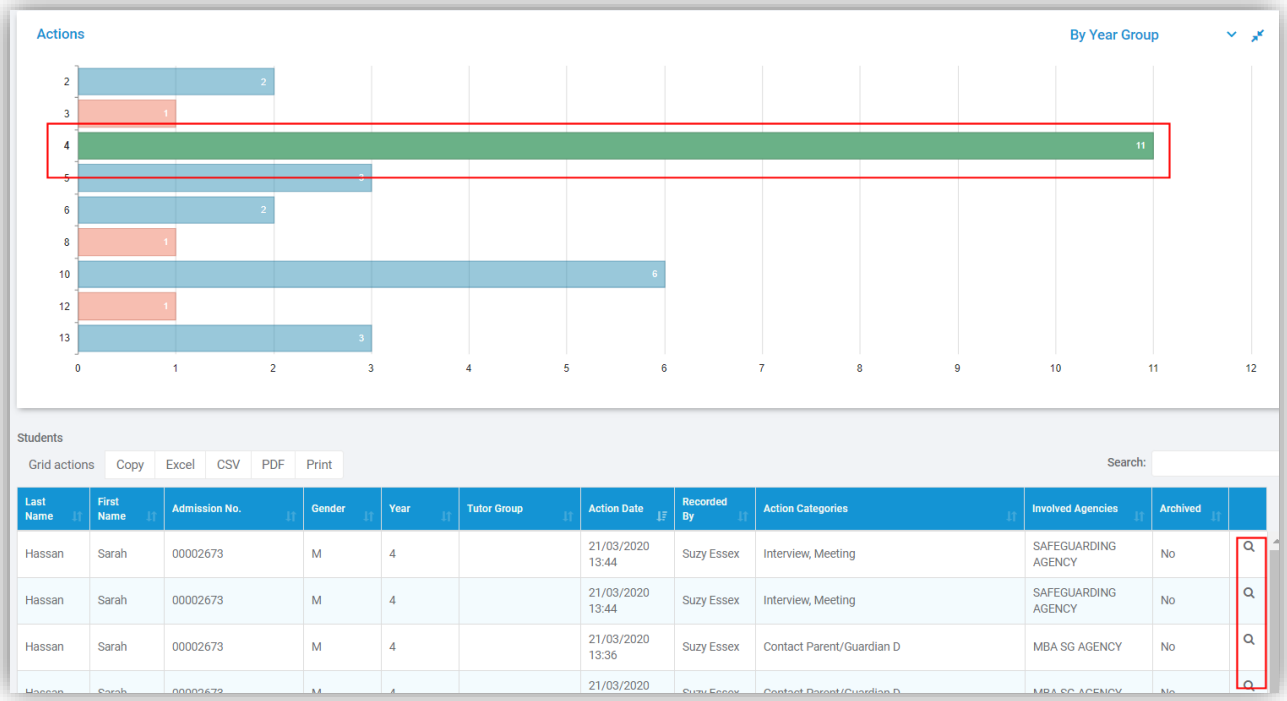

Click on the **Magnifying Glass** icon on the right to view or edit the **Action**.

Timeline Chart

The **Timeline Chart** gives the option to view **By Category**, **By Agency** or **By Status** from the dropdown menu. The **Legend** shows the meaning of the colours and moving the mouse over a colour will also display the meaning and the number of **Incidents**.

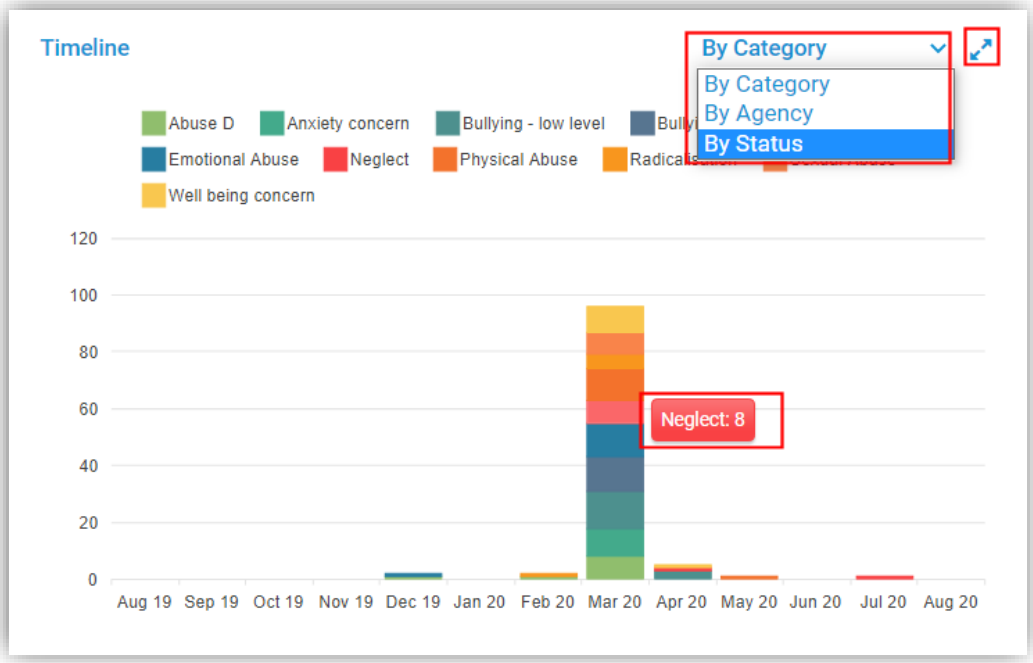

Clicking on a **Bar** from the **Chart** will highlight the **Bar** and drilldown displaying the **Students**.

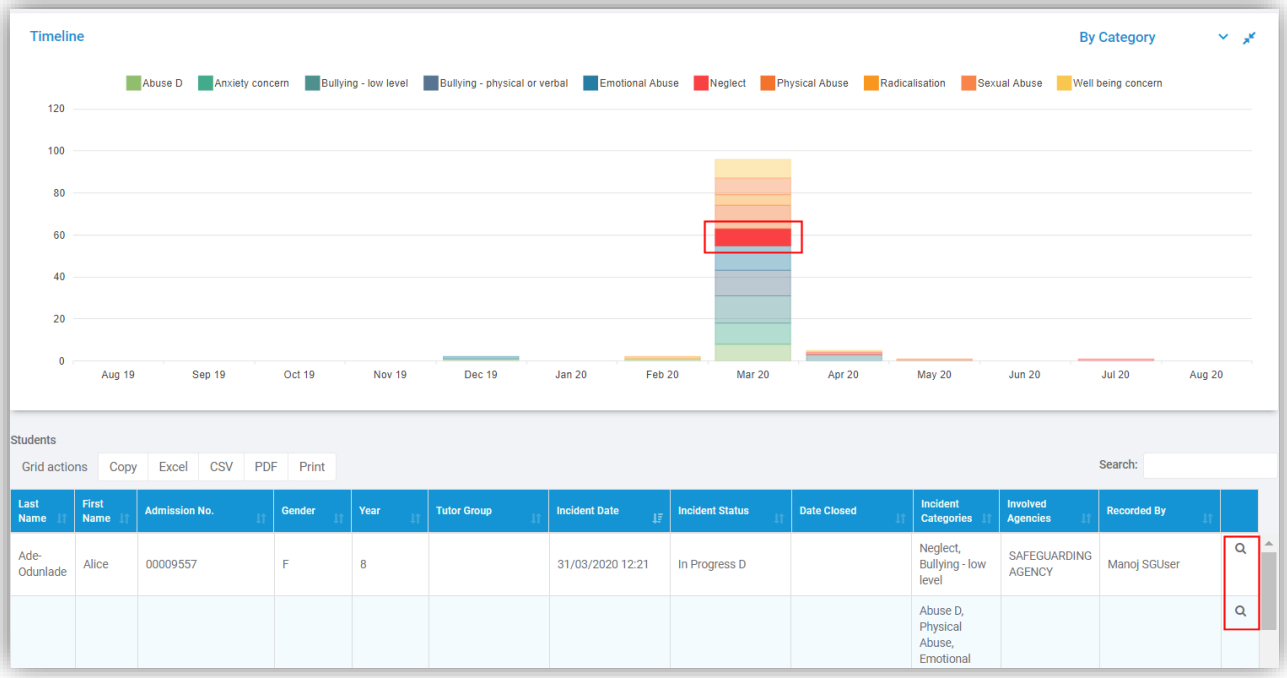

Click on the **Magnifying Glass** icon on the right to view or edit the **Incident**.

Logged Activities

Below the **Charts** is the **Logged Activities for the last 30 days** panel.

In this instance it shows the **Category** was **Neglect** and that an **Agency** was **Involved**. Click on the **Magnifying Glass** icon on the right to view or edit the **Activity**

Attendance Dashboard National Figures updated

Dashboard > Attendance

The **National Comparison Figure** in the **Attendance Dashboard** has been updated with 2018/2019 figures for both **Secondary** and **Primary** schools.

KS4 Performance Dashboard updated

Dashboard > KS4 Performance

Comparison Snapshot Settings

The **Comparison Snapshot Settings** have been updated with a dropdown list option to select a **Dataset** for **Comparison**.

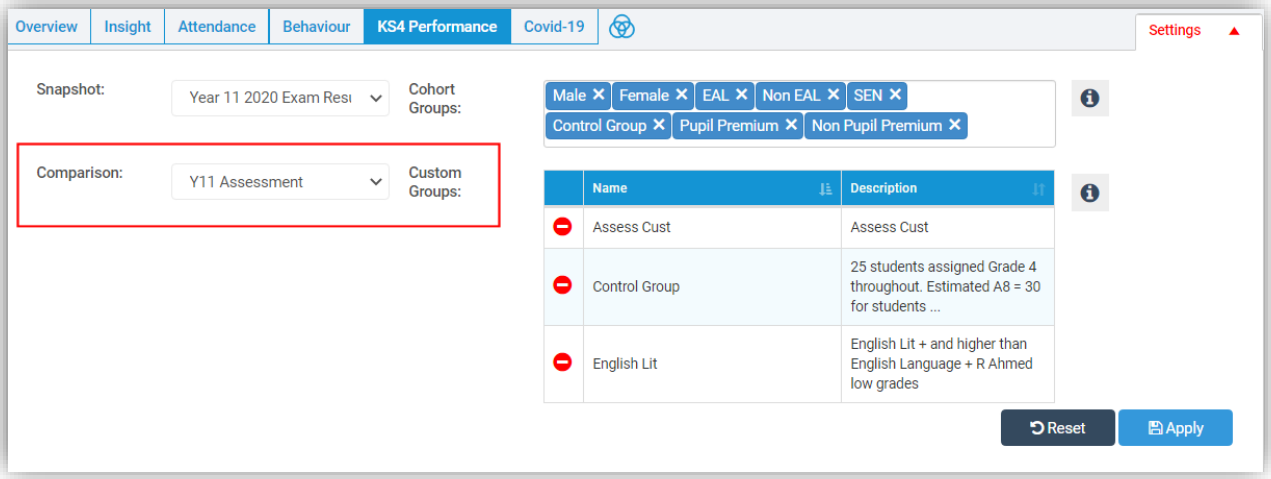

Progress 8, Attainment 8, Ebacc and Diminish the Difference Charts updated

The **Progress 8, Attainment 8, Ebacc and Diminish the Difference Charts** have all been updated, the **Cohort** numbers are now displayed next to the **Cohort** name, if selected the **Comparison** is also displayed and the **Tooltip** displays the **Main**, **Comparison** and **Gap**.

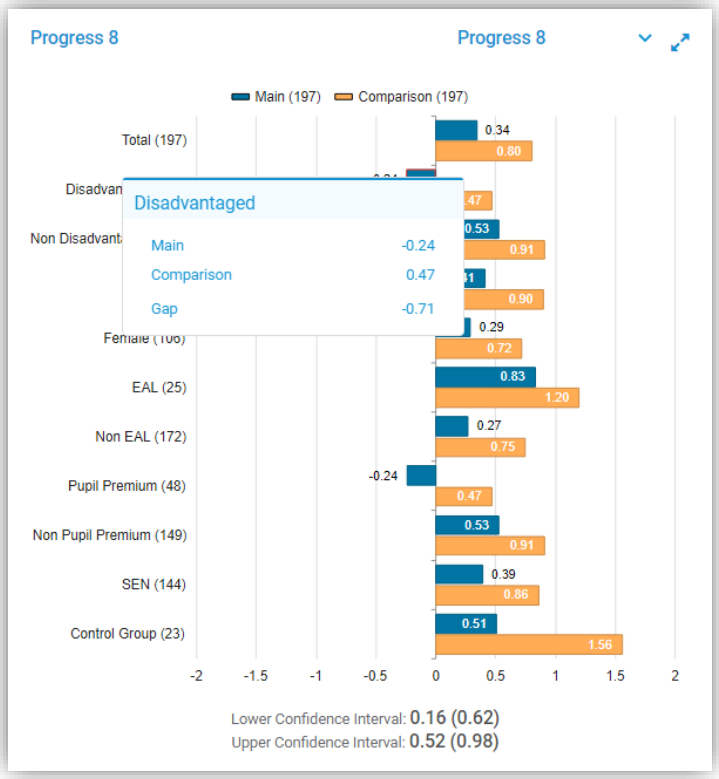

The drilldown tables now have **Target Grades**, **Target Points** and **Subject Target Progress** and will **Calculate** the difference between **Current Progress** and **Target Progress**. New columns have been added to the drilldown table for **Target Progress 8** and **Difference Target/Comparison**, **Target En Progress** and **Difference En Progress Target/Comparison**, **Target Ma Progress** and **Difference Ma Progress Target/Comparison**, **Target EBacc Progress** and **Difference EBacc Progress Target/Comparison** and **Target Open Progress** and **Difference Open Progress Target/Comparison.** The drilldown tables also display the **RAG** colours

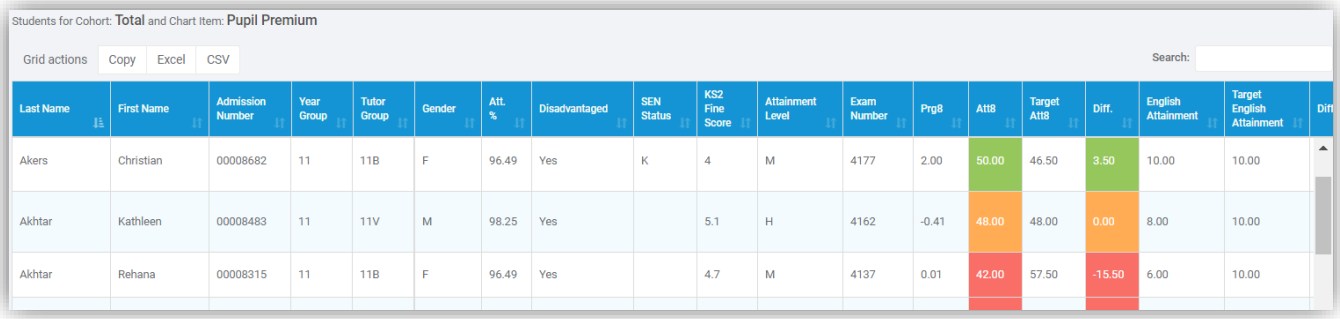

Last Name	First Name	Admission Number	Year Group	Tutor Group	Gender	Att. %	Disadvantaged	SEN Status	KS2 Fine Score	Attainment Level	Exam Number	Prg8	Att8	Target Att8	Diff.	English Attainment	Target English Attainment	Dif
Akers	Christian	00008682	11	11B	F	96.49	Yes	K	4	M	4177	2.00	50.00	46.50	3.50	10.00	10.00	
Akhtar	Kathleen	00008483	11	11V	M	98.25	Yes		5.1	H	4162	-0.41	48.00	48.00	0.00	8.00	10.00	
Akhtar	Rehana	00008315	11	11B	F	96.49	Yes		4.7	M	4137	0.01	42.00	57.50	-15.50	6.00	10.00	

Comparison Headline Measures

The **Comparison Headline Measures** have been updated in the **Tiles** following the **RAG** colours.

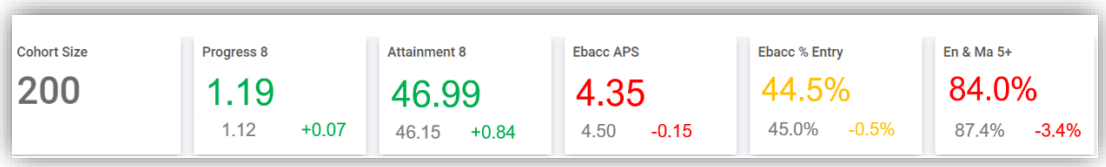

EN & Ma Achievement Focus

An **En & MA Achievement Focus** panel has been added.

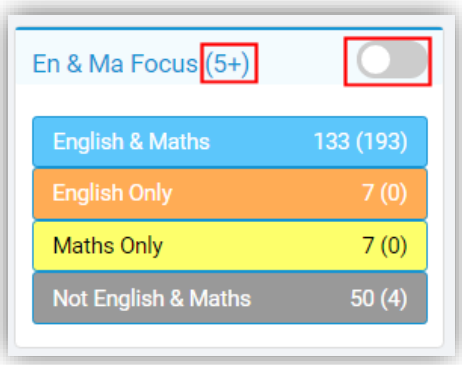

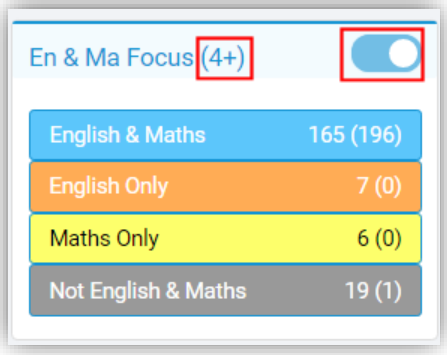

If no **Comparison** snapshot is added, the system uses the **English** and **Maths DfE** estimates to create a **Cohort** the figure in brackets. That is the number of **Students** who on **Prior Attainment** are expected to achieve **5+** in **English** and **Maths**. The first number is the number of **Students** who are achieving **English** and **Maths** in the snapshot. The **Toggle** button switches between the **5+** and **4+** views.

Mouseover to see the movement of **Students** against the expectation.

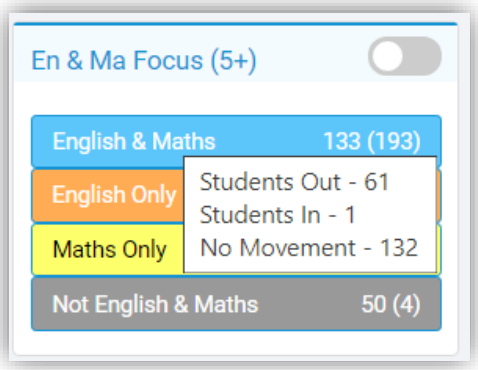

Click on the **Band** to open a table with more options to filter to see movement.

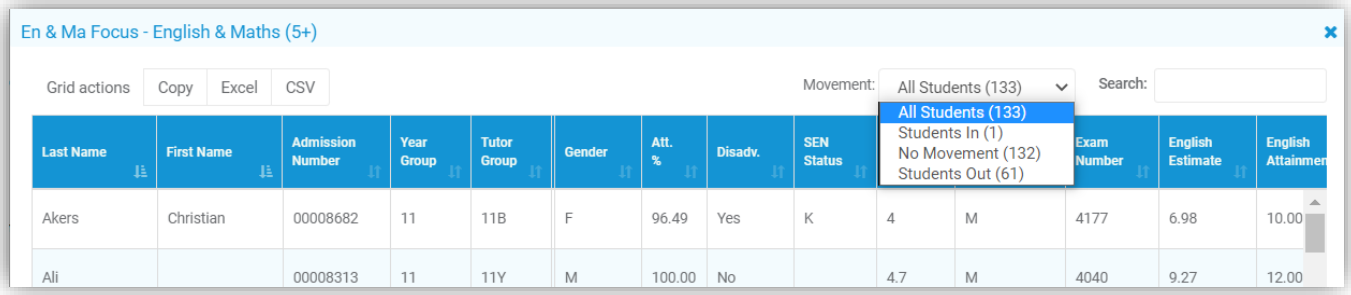

All Students and **Students In** has a final column to show the original **Target Band** they were supposed to be in. The **Students Out** has a column which shows which band they are now currently in. When a **Comparison** is applied, the **Estimate** is replaced by the **Comparison** as the **Target** and adjusts accordingly.

Pupil Progress updated

The **Pupil Progress** panel has been updated is option now shows the **Cohort** figures in brackets, mouseover to see the movement of **Students** against the expectation.

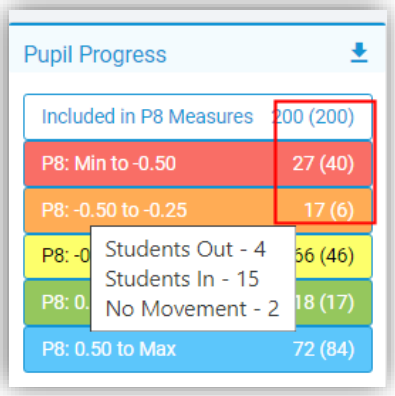

Click on the **Band** to open a table with more options to filter to see movement and two new columns for **Progress 8** and **Difference**.

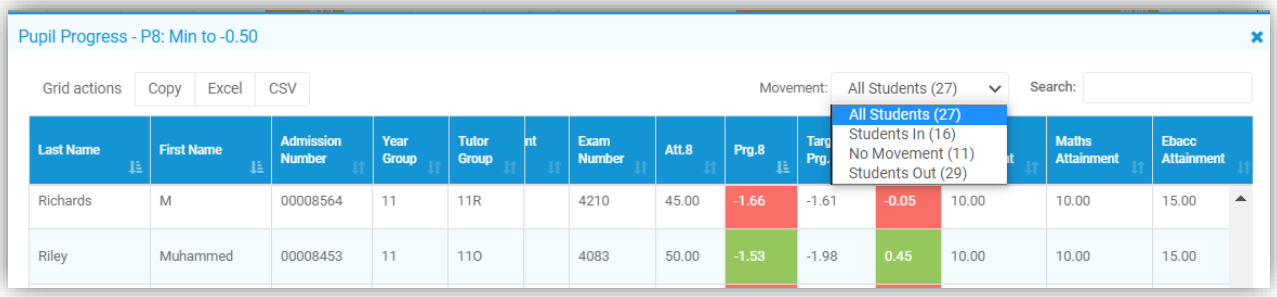

New option Quick Measures added

The **Quick Options** panel is a **Summary Analysis** table with an overview by **Subject** which can be selected from the **Subject Analysis** dropdown list.

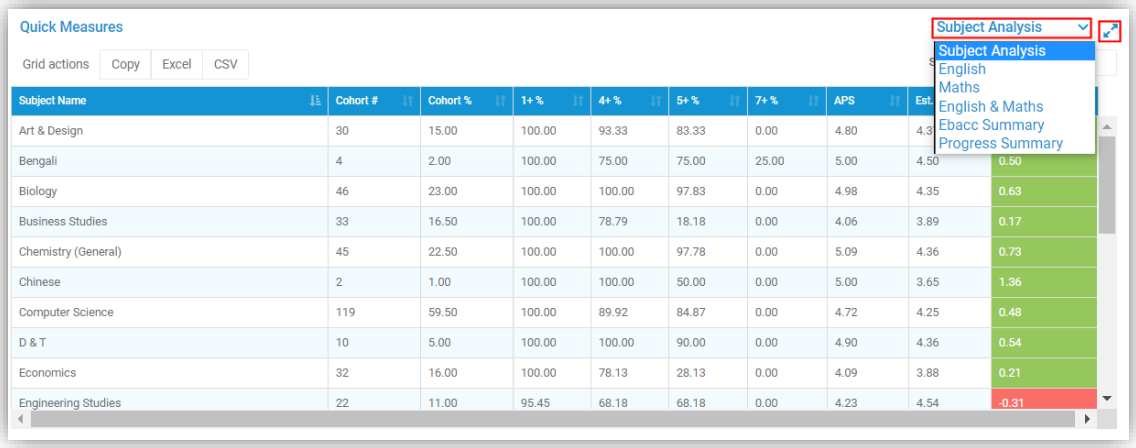

Clicking on the **Maximise** icon top right will expand the information adding two more tables with the **Class Analysis** and the **Students** in the selected **Cohort**, this can be done for the **Total** or by **Subject**. For example selecting **Maths (General)**.

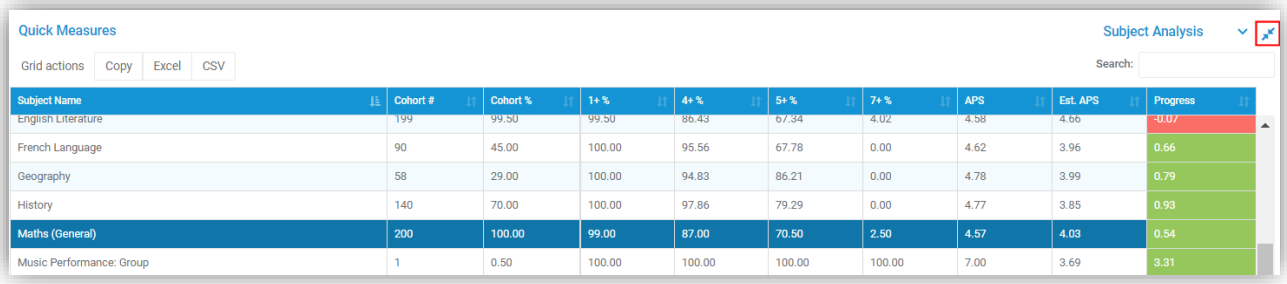

Subject Name	Cohort #	Cohort %	1+ %	4+ %	5+ %	7+ %	APS	Est. APS	Progress
English Literature	199	99.50	99.50	86.43	67.34	4.02	4.58	4.66	-0.07
French Language	90	45.00	100.00	95.56	67.78	0.00	4.62	3.96	0.66
Geography	58	29.00	100.00	94.83	86.21	0.00	4.78	3.99	0.79
History	140	70.00	100.00	97.86	79.29	0.00	4.77	3.85	0.93
Maths (General)	**200**	**100.00**	**99.00**	**87.00**	**70.50**	**2.50**	**4.57**	**4.03**	**0.54**
Music Performance: Group	1	0.50	100.00	100.00	100.00	100.00	7.00	3.69	3.31

Then clicking the **Maximise** icon will display the **Class Analysis** and **Students** for that **Subject**.

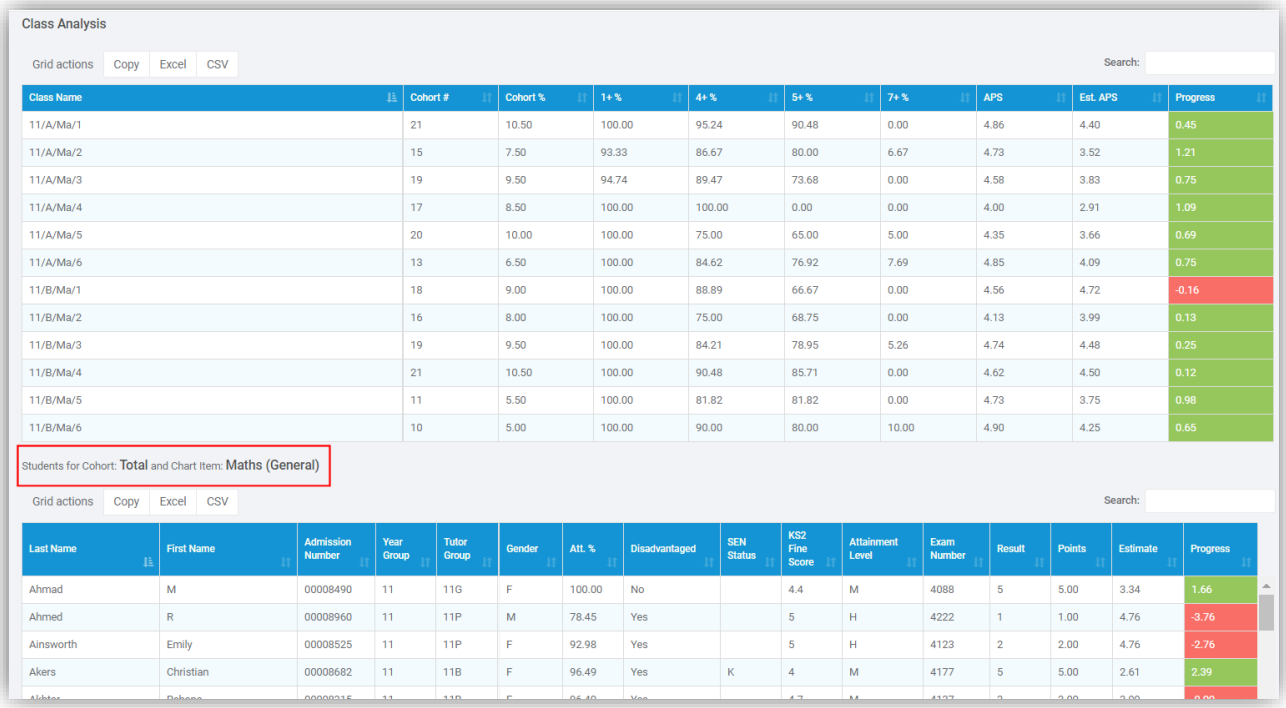

Class Name	Cohort #	Cohort %	1+ %	4+ %	5+ %	7+ %	APS	Est. APS	Progress
11/A/Ma/1	21	10.50	100.00	95.24	90.48	0.00	4.86	4.40	0.45
11/A/Ma/2	15	7.50	93.33	86.67	80.00	6.67	4.73	3.52	1.21
11/A/Ma/3	19	9.50	94.74	89.47	73.68	0.00	4.58	3.83	0.75
11/A/Ma/4	17	8.50	100.00	100.00	0.00	0.00	4.00	2.91	1.09
11/A/Ma/5	20	10.00	100.00	75.00	65.00	5.00	4.35	3.66	0.69
11/A/Ma/6	13	6.50	100.00	84.62	76.92	7.69	4.85	4.09	0.75
11/B/Ma/1	18	9.00	100.00	88.89	66.67	0.00	4.56	4.72	-0.16
11/B/Ma/2	16	8.00	100.00	75.00	68.75	0.00	4.13	3.99	0.13
11/B/Ma/3	19	9.50	100.00	84.21	78.95	5.26	4.74	4.48	0.25
11/B/Ma/4	21	10.50	100.00	90.48	85.71	0.00	4.62	4.50	0.12
11/B/Ma/5	11	5.50	100.00	81.82	81.82	0.00	4.73	3.75	0.98
11/B/Ma/6	10	5.00	100.00	90.00	80.00	10.00	4.90	4.25	0.65

Students for Cohort: **Total** and Chart Item: **Maths (General)**

Grid actions Copy Excel CSV Search:

Last Name	First Name	Admission Number	Year Group	Tutor Group	Gender	Att. %	Disadvantaged	SEN Status	KS2 Fine Score	Attainment Level	Exam Number	Result	Points	Estimate	Progress
Ahmad	M	00008490	11	11G	F	100.00	No		4.4	M	4088	5	5.00	3.34	1.66
Ahmed	R	00008960	11	11P	M	78.45	Yes		5	H	4222	1	1.00	4.76	-3.76
Ainsworth	Emily	00008525	11	11P	F	92.98	Yes		5	H	4123	2	2.00	4.76	-2.76
Akers	Christian	00008682	11	11B	F	96.49	Yes	K	4	M	4177	5	5.00	2.61	2.39

Double click on a **Class** to see information for only **Students** from that **Class** and double click on a **Student** to see **Results** and **Student Progress**.

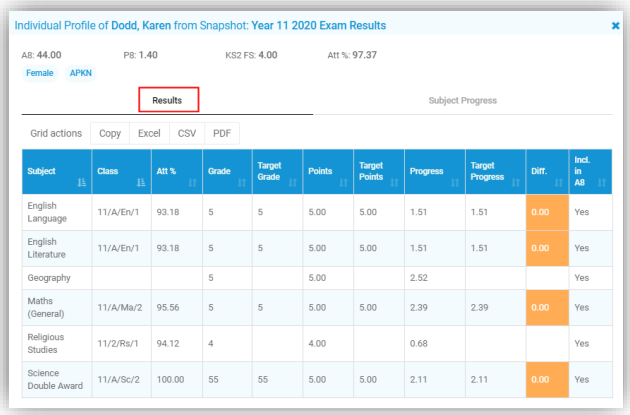

Subject	Class	Att %	Grade	Target Grade	Points	Target Points	Progress	Target Progress	Diff.	Incl. in A8
English Language	11/A/En/1	93.18	5	5	5.00	5.00	1.51	1.51	0.00	Yes
English Literature	11/A/En/1	93.18	5	5	5.00	5.00	1.51	1.51	0.00	Yes
Geography			5		5.00		2.52			Yes
Maths (General)	11/A/Ma/2	95.56	5	5	5.00	5.00	2.39	2.39	0.00	Yes
Religious Studies	11/2/Rs/1	94.12	4		4.00		0.68			Yes
Science Double Award	11/A/Sc/2	100.00	55	55	5.00	5.00	2.11	2.11	0.00	Yes

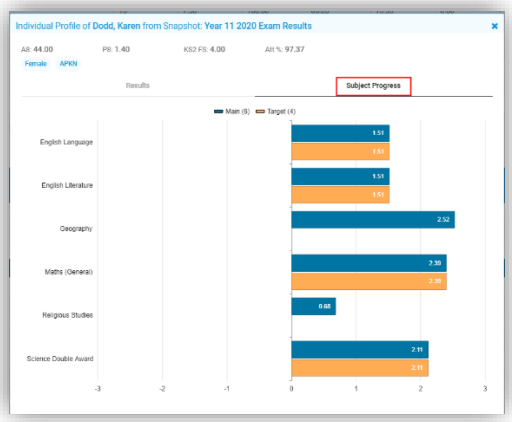

Note: This example is from the **Year 11 2020 Exam Results Snapshot**.

Non-Timetabled Subjects can also be viewed via **Quick Measures**, these are mapped using the **Assessment Subject & Timetabled Subject Mapping** option found under **Config > Analysis > Configurations**.

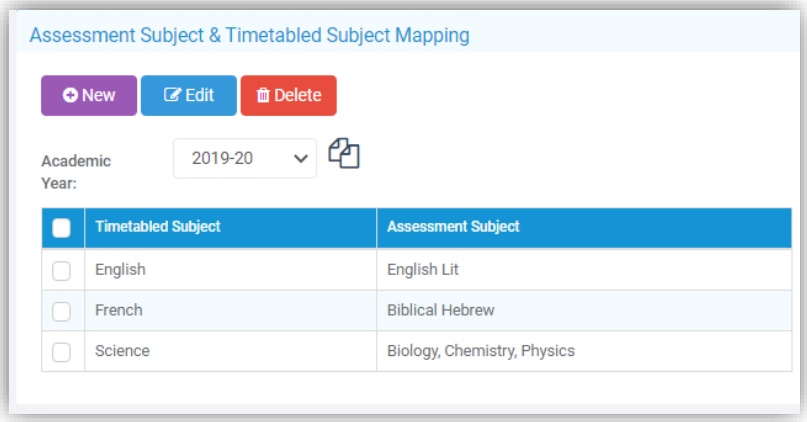

KS4 Figures Student Individual Profile Comparison updated

This option now has **Target Grades**, **Target Points** and **Subject Target Progress** and will **Calculate** the difference between **Current Progress** and **Target Progress**.

KS4 Headline Measures updated

The **National Standard Deviation Values** have been updated with the current **DfE Standard Deviation Values** for 2019.

Headline Figures Grade Mapping updated

Modules > Analysis > Routines > Headline Figures Grade Scheme Mappings

The **Headline Figures Gradeset Mappings** page has been renamed **Headline Figures Grade Scheme Mappings** and now has the option to add a **Markset**. An **Information** icon has been added explaining this, **User Configured Markset can be mapped to Grade Structures by selecting the 'Markset' option**.

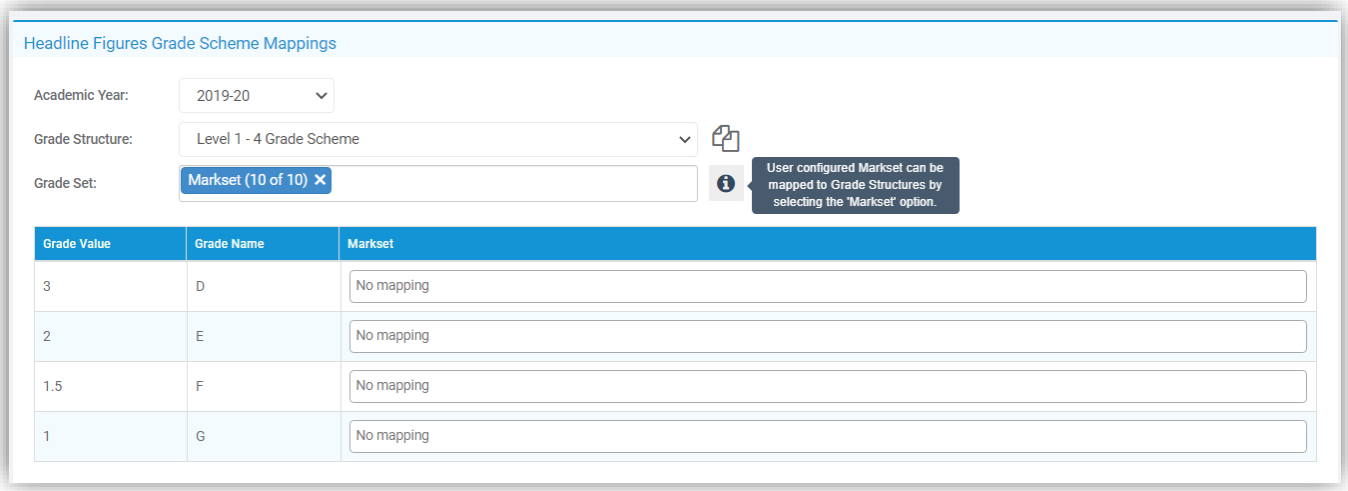

Dinner

Dinner Menu Selection added to Primary Register [Primary Only]

Registration

Selections from the **Dinner Menus** can be made directly from the **Register** by clicking on the grey **Knife & Fork** icon on the row for that **Student**.

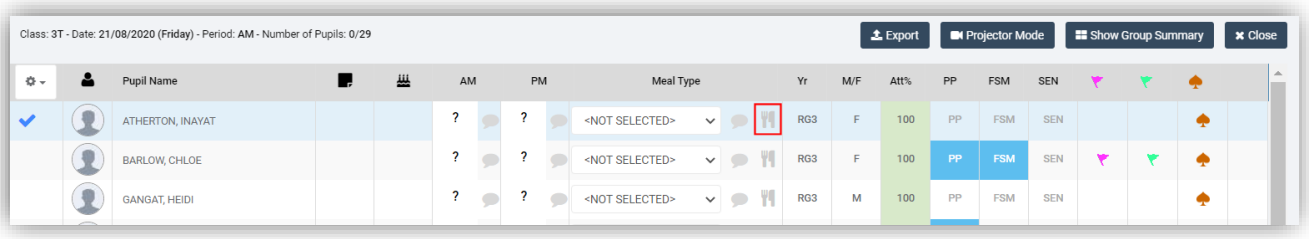

This will open the current **Dinner Menu Selections**, make the **Selections** and click the **Save** button.

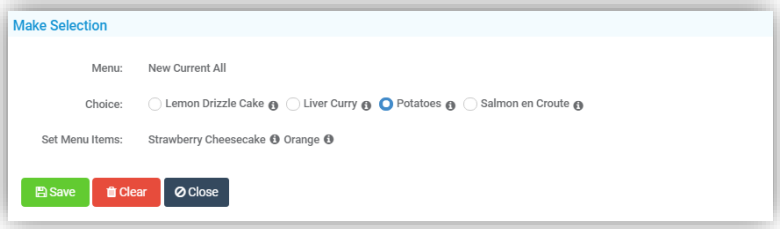

The **Knife & Fork** icon will now display blue to show a selection has been made, the selection can be changed by clicking on the icon again.

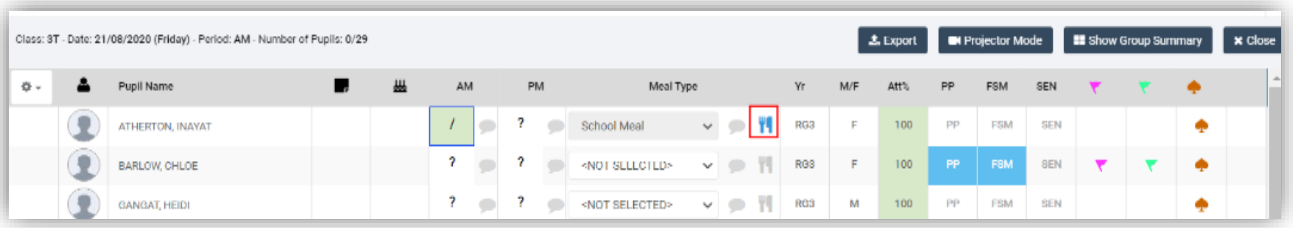

Examination

View/Edit Base Data page updated

Modules > Examination > Routines > Manage Base Data

The **View/Edit Base Data** page has been renamed to **Manage Basedata** and the page updated. This now combines two pages that were previously under **Modules > Examination > Routines > View/Edit Base Data** and **Modules > Examination > Routines > Import Base Data**.

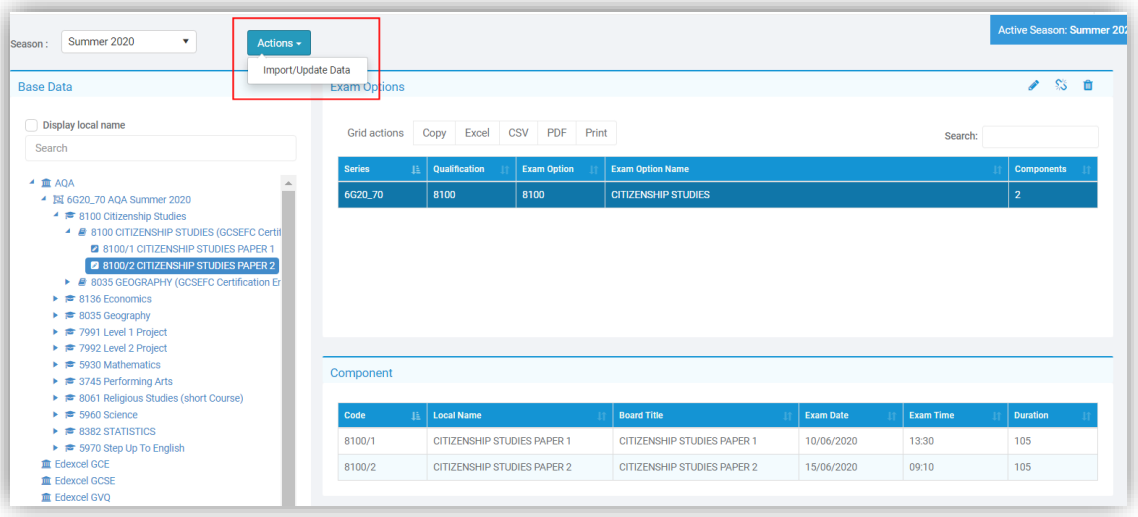

The drilldown option remains the same now displaying the **Exam** information on the panel to the right. An **Action** button has been added giving the option to **Import/Update Data**. Selecting this option will open the Import **Base Data** pop-up with the same functionality as before and two additional options.

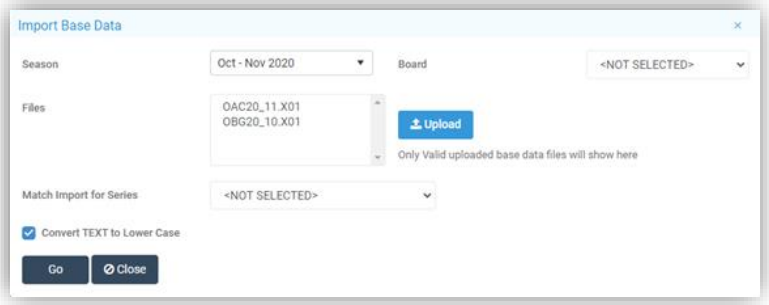

The **Tidy EDI Files page** previously found under **Modules > Examination > Routines > Tidy EDI Files** has been updated and added here, now only **O Files** can be deleted, to do this select the **Board** if required and the **File** to be removed, a **Delete** button will display chick this to **Delete** the **File**. A **Warning Message** will be given select **Cancel** or **Proceed**.

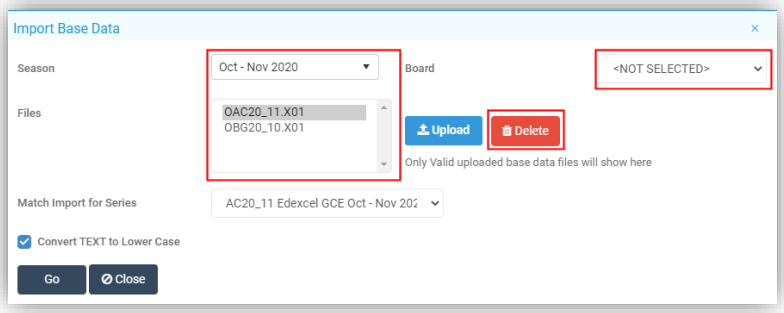

The **File Upload page** previously found under **Modules > Examination > Routines > File Upload** has been added here, click to select and **Upload** the **File**.

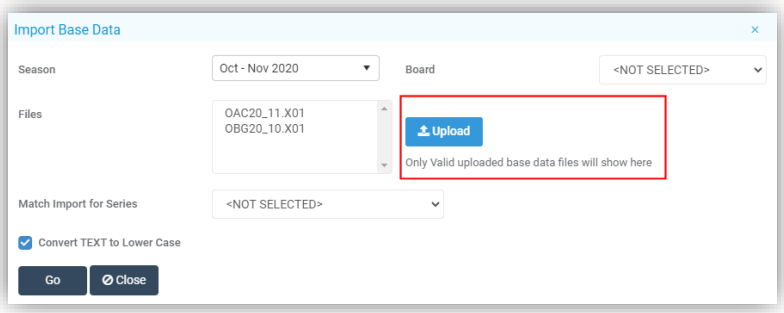

Clash Resolution page moved

Modules > Examination > Routines > Manage Entries > Actions

The **Clash Resolution** option has been moved from **Modules > Examination > Exam > Clash Resolution** and is now under the **Actions** button**.** The functionality remains the same,

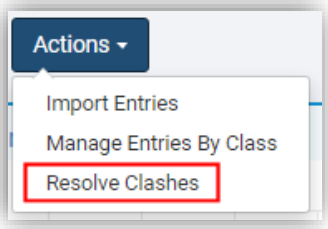

Select the relevant options and click on the **Review** button.

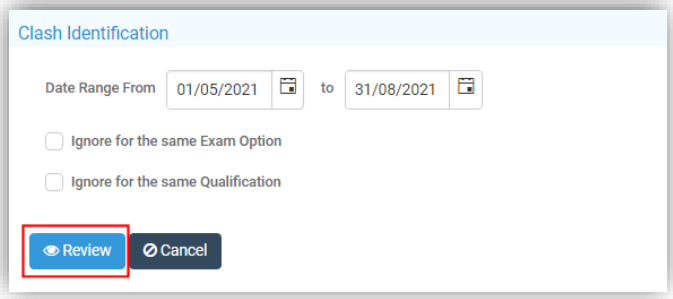

Make the changes and click **Save**.

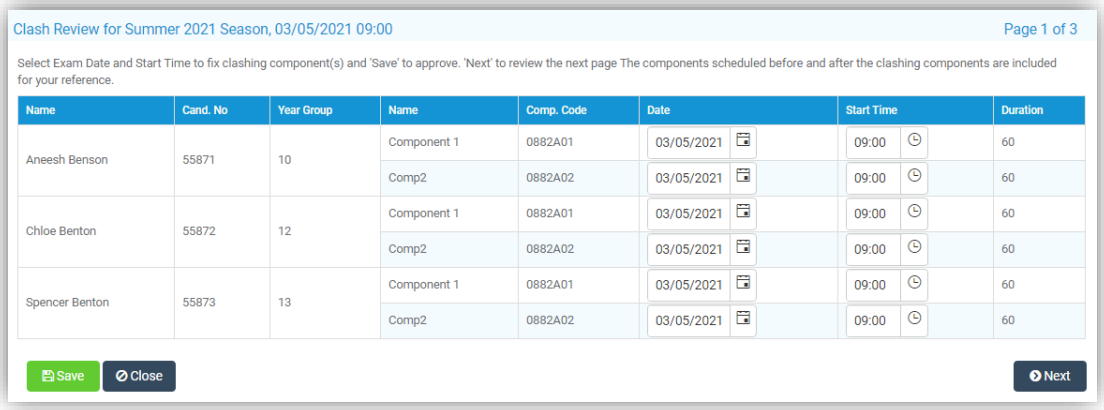

Finance

DfE Chart of Accounts Mapping added

Modules > Finance > Maintenance > DfE Chart of Accounts Mapping

A new page **DfE Chart of Accounts Mapping** has been added,

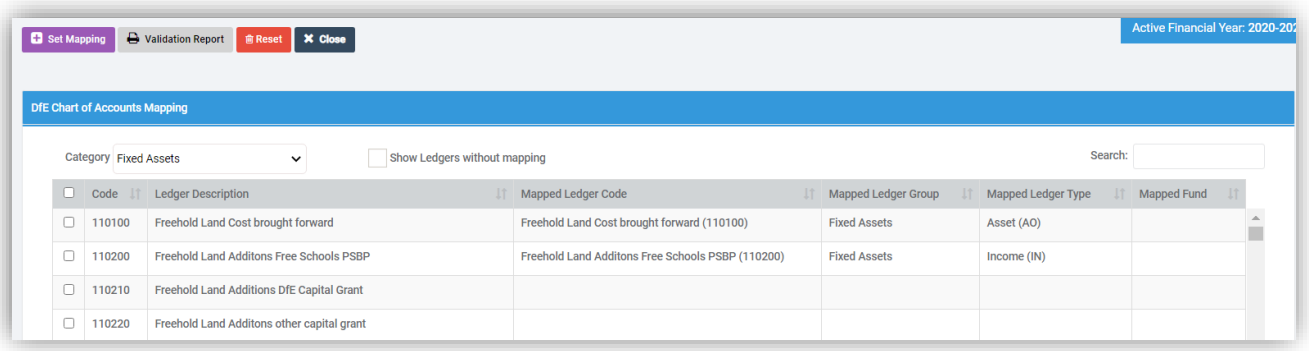

This page will only display when **Setup** from **Modules > Finance > Maintenance > Global Configuration**.

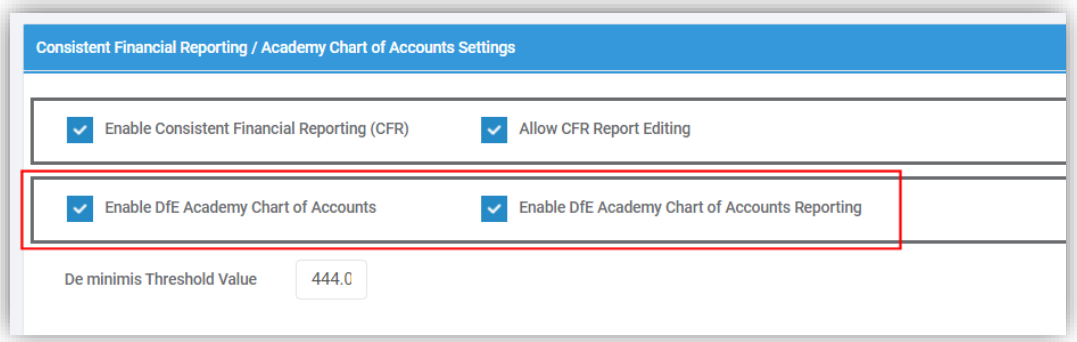

Click on the **Set Mapping** button with one or more rows selected or double click on a row to open the **Mapping** pop-up, enter the details and click the **Save** button.

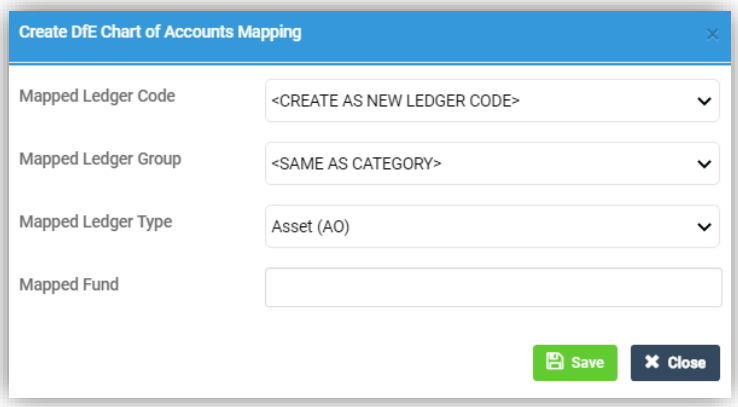

Click the **Reset** button with one or more rows selected to remove the **Mappings**, if the **Reset** button is clicked with no rows selected a **Warning Message** will be given select **Yes** or **Cancel**.

The **Category** can be changed from the dropdown list and ticking the **Show Ledgers without Mapping** button will display these only.

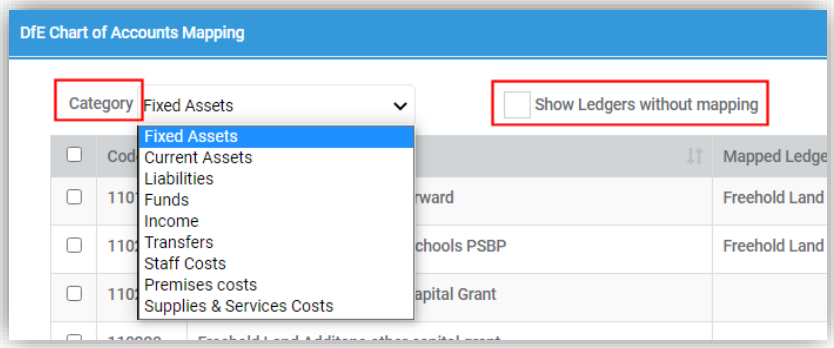

Clicking on the **Validation Report** button will open the **Validation** report parameters page.

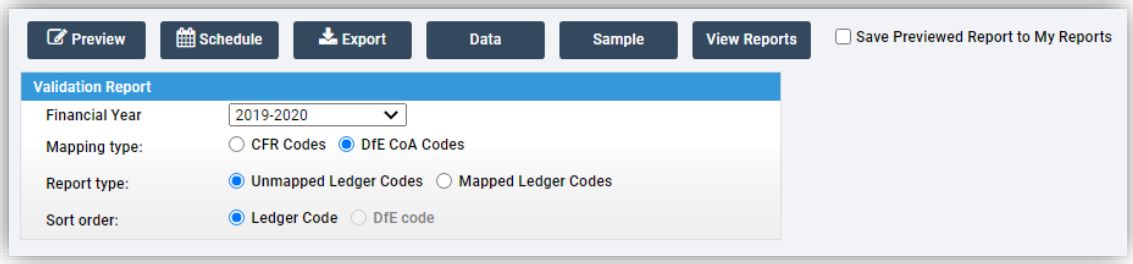

Once you have selected the **Parameters**, click **Preview**.

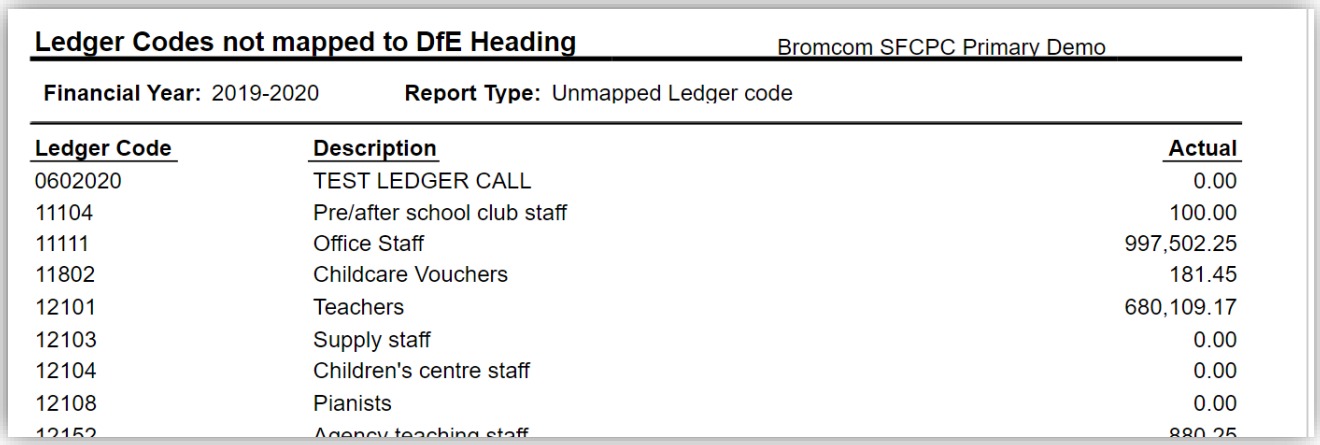

Ledger Codes not mapped to DfE Heading Bromcom SFCPC Primary Demo

Financial Year: 2019-2020 **Report Type:** Unmapped Ledger code

Ledger Code	Description	Actual
0602020	TEST LEDGER CALL	0.00
11104	Pre/after school club staff	100.00
11111	Office Staff	997,502.25
11802	Childcare Vouchers	181.45
12101	Teachers	680,109.17
12103	Supply staff	0.00
12104	Children's centre staff	0.00
12108	Pianists	0.00
12152	Agency teaching staff	880.25

Supplier Activities updated

Modules > Finance > Accounts Payable > Suppliers

A new button **Add Sundry Invoice** has been added when the **Supplier** is a **Sundry Supplier**.

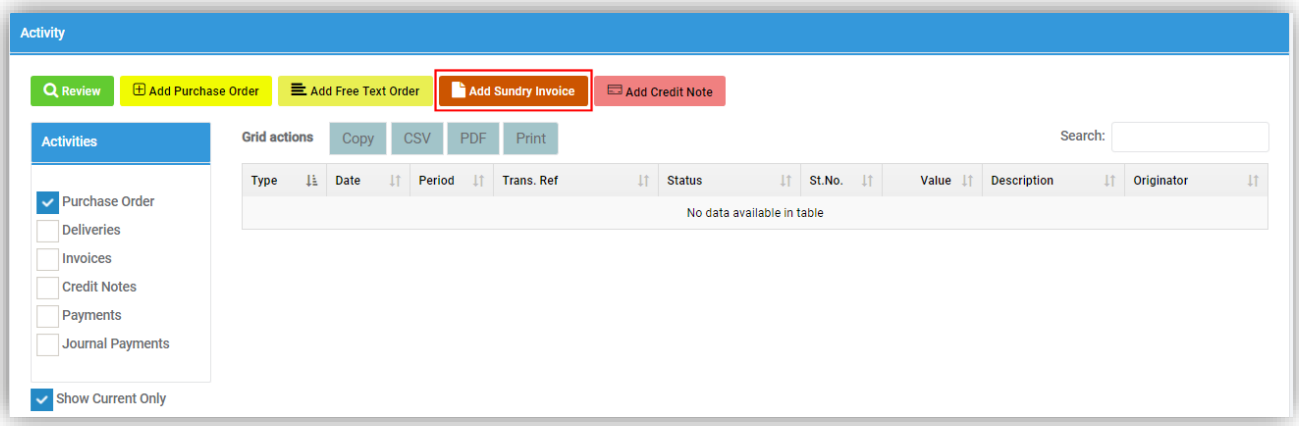

Clicking here will open the **Sundry Invoice** page.

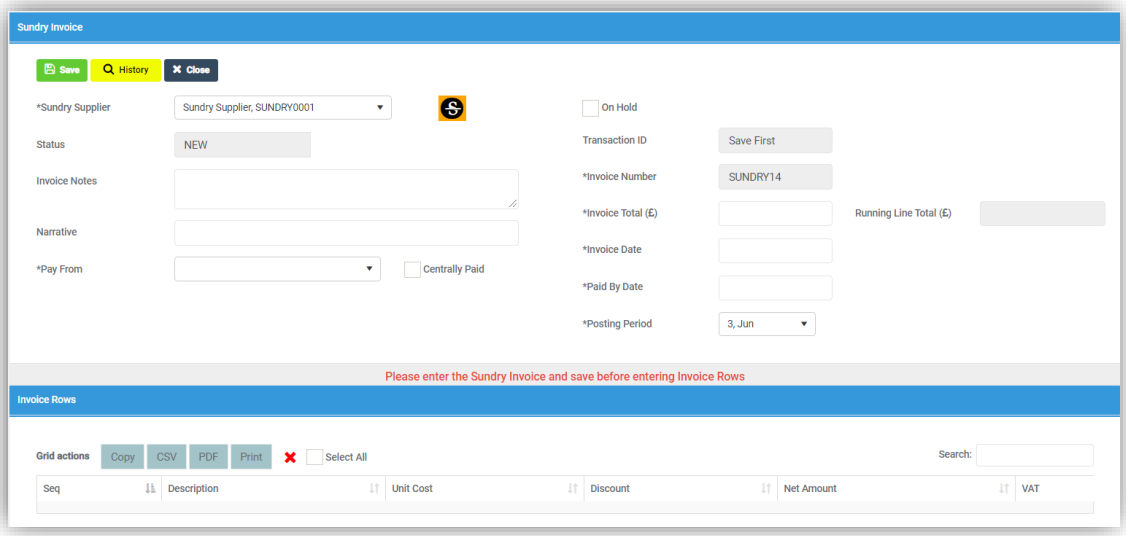

Purchase Orders updated with Editable Date option

Modules > Finance > Accounts Payable > Purchase Orders

The **Date** option is now editable and remains editable until the **Purchase Order** is **Authorised**.

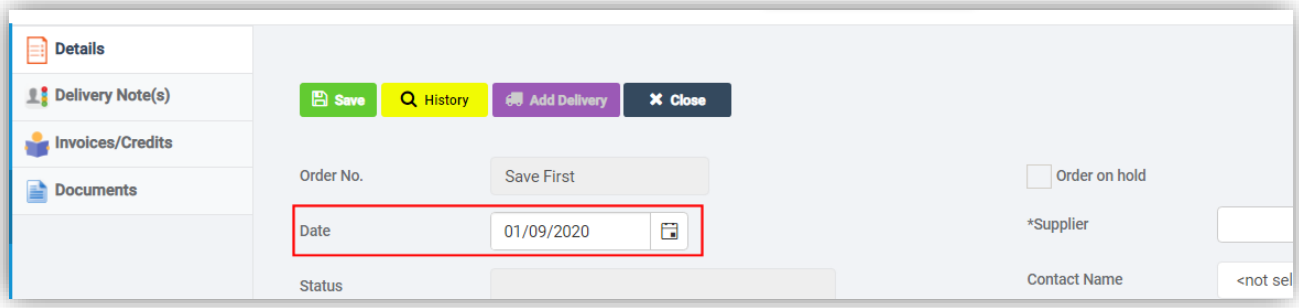

A date outside of the **Current Financial Year** cannot be added, neither can **Future Dates**.

New Cash Flow Statement Report added

Modules > Reports > Cash Flow Statement

A new report **Cash Flow Statement** has been added

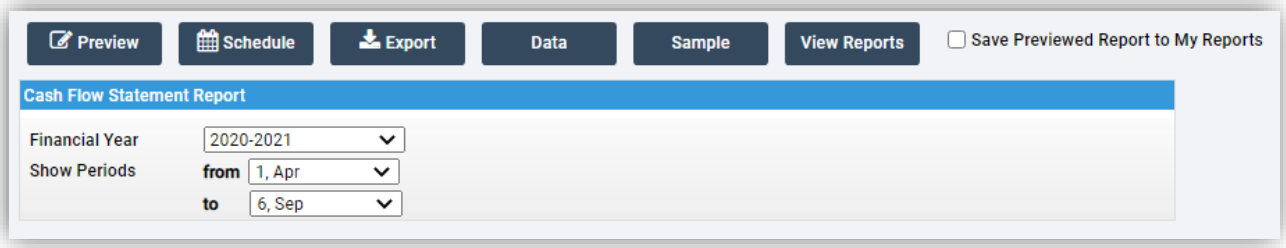

Select the **Financial Year** and the **Show Periods From** and **To**.

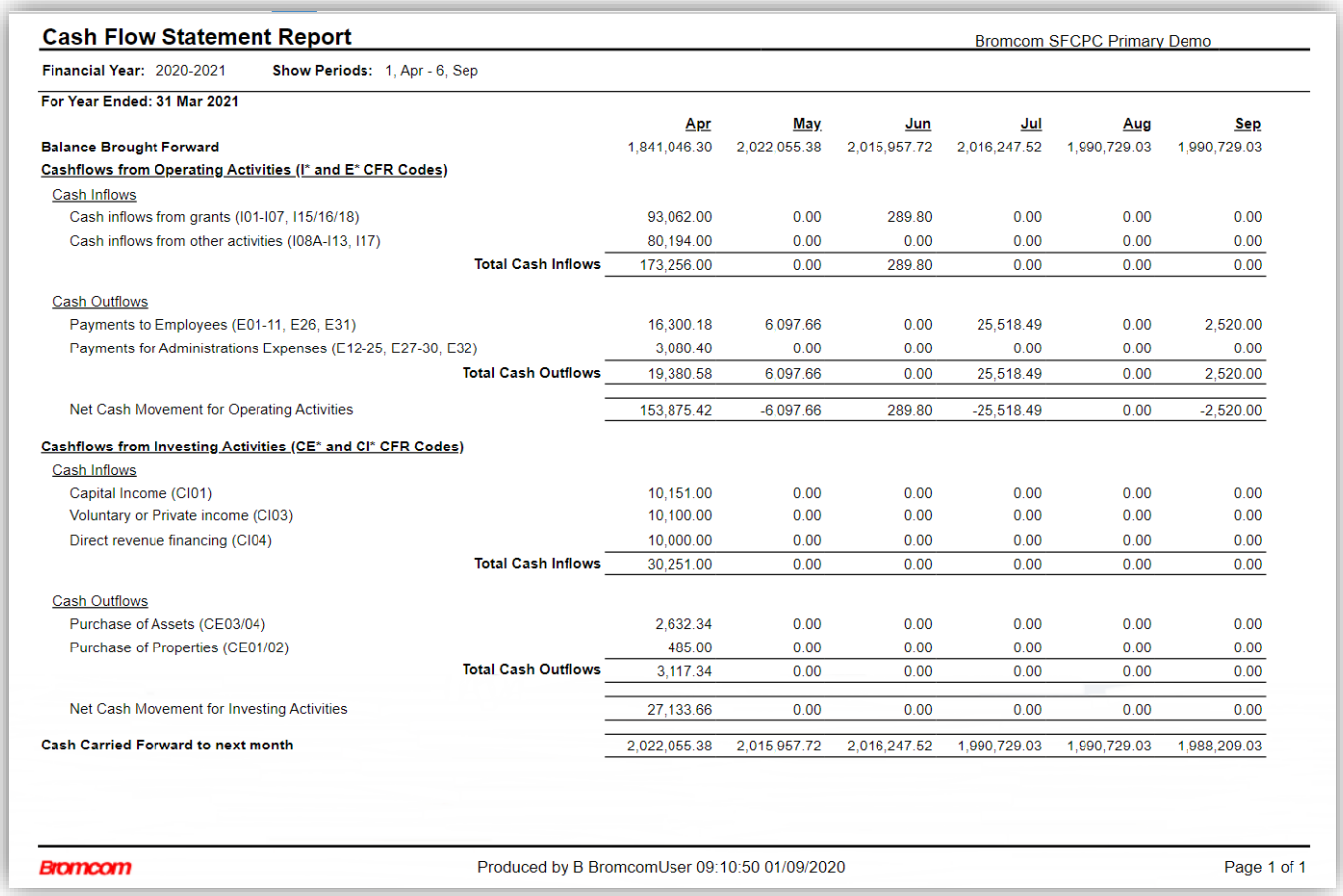

Cash Flow Statement Report — Bromcom SFCPC Primary Demo

Financial Year: 2020-2021 **Show Periods:** 1, Apr - 6, Sep

For Year Ended: 31 Mar 2021

	Apr	May	Jun	Jul	Aug	Sep
Balance Brought Forward	1,841,046.30	2,022,055.38	2,015,957.72	2,016,247.52	1,990,729.03	1,990,729.03
Cashflows from Operating Activities (I* and E* CFR Codes)						
Cash Inflows						
Cash inflows from grants (I01-I07, I15/16/18)	93,062.00	0.00	289.80	0.00	0.00	0.00
Cash inflows from other activities (I08A-I13, I17)	80,194.00	0.00	0.00	0.00	0.00	0.00
Total Cash Inflows	173,256.00	0.00	289.80	0.00	0.00	0.00
Cash Outflows						
Payments to Employees (E01-11, E26, E31)	16,300.18	6,097.66	0.00	25,518.49	0.00	2,520.00
Payments for Administrations Expenses (E12-25, E27-30, E32)	3,080.40	0.00	0.00	0.00	0.00	0.00
Total Cash Outflows	19,380.58	6,097.66	0.00	25,518.49	0.00	2,520.00
Net Cash Movement for Operating Activities	153,875.42	-6,097.66	289.80	-25,518.49	0.00	-2,520.00
Cashflows from Investing Activities (CE* and CI* CFR Codes)						
Cash Inflows						
Capital Income (CI01)	10,151.00	0.00	0.00	0.00	0.00	0.00
Voluntary or Private income (CI03)	10,100.00	0.00	0.00	0.00	0.00	0.00
Direct revenue financing (CI04)	10,000.00	0.00	0.00	0.00	0.00	0.00
Total Cash Inflows	30,251.00	0.00	0.00	0.00	0.00	0.00
Cash Outflows						
Purchase of Assets (CE03/04)	2,632.34	0.00	0.00	0.00	0.00	0.00
Purchase of Properties (CE01/02)	485.00	0.00	0.00	0.00	0.00	0.00
Total Cash Outflows	3,117.34	0.00	0.00	0.00	0.00	0.00
Net Cash Movement for Investing Activities	27,133.66	0.00	0.00	0.00	0.00	0.00
Cash Carried Forward to next month	2,022,055.38	2,015,957.72	2,016,247.52	1,990,729.03	1,990,729.03	1,988,209.03

Bromcom — Produced by B BromcomUser 09:10:50 01/09/2020 — Page 1 of 1

Third Party Exports updated

Modules > Finance > Routines > Third Party Exports

A new **option I&E Source Analysis** has been added to the **Third Party Exports** option.

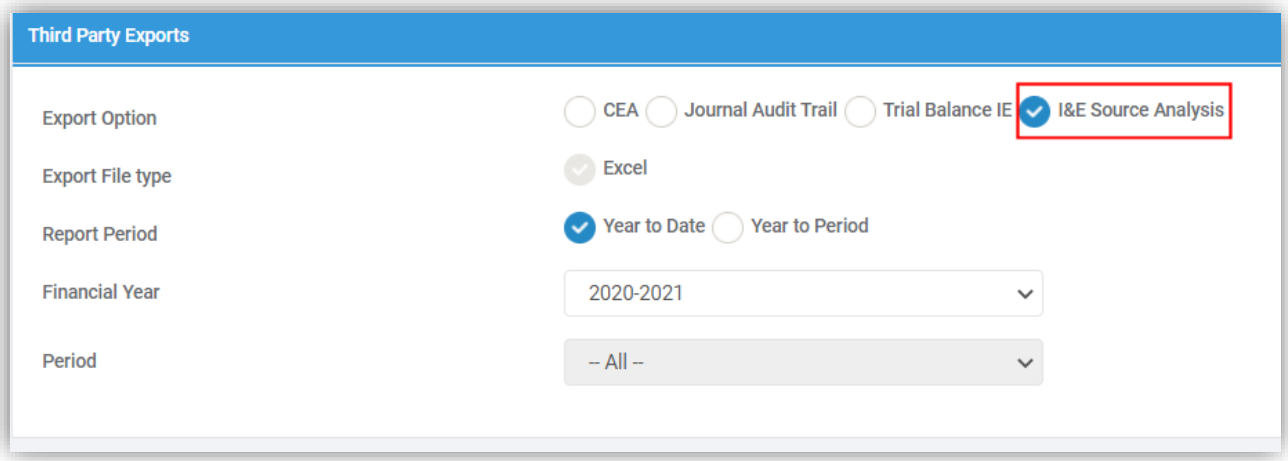

When Exported there will be seven sheets:

- **Sheet 1** - will display the report title Income and Expenditure Source Analysis Report and the Financial Year, Report Period and the User Name
- **Sheet 2** - will display Expenditure
- **Sheet 3** – will display Capital Income and Capital Expenditure
- **Sheet 4** – will display School Income, Capital Income, School Expenditure, Capital Expenditure, CFR Surplus/Deficit, Unmapped Income, Non CFR Income, Unmapped Expenditure, Non CFR Expenditure, CFR Surplus/Deficit, Non CFR Surplus Deficit and Total Surplus/Deficit
- **Sheet 5** – will display Assets, Liabilities, New assets and Represented By
- **Sheet 6** – will display Bank Account Last Reconciled Statement, Petty Cash Bank Account Last Reconciled Statement and Total Petty Cash
- **Sheet 7** – will display VAT Input and VAT Output

Central Payment updates

Modules > Finance > Routines > Central Payments & Receipts

General updates have been made, a new column **Type** has been added to the table and both of the buttons **Add Payment** and **Add Receipt** now allow **Negative Values** to be added, if this is done a **Warning Message** will be given just to confirm the action.

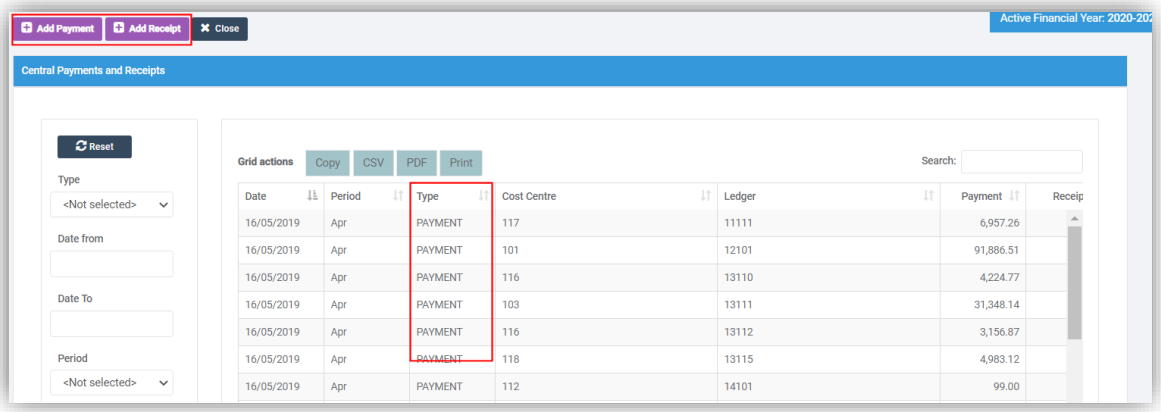

Accounts Receivable page updates

Modules > Finance > Accounts Receivable > Invoices & Credit Notes

The **Invoices** page has been renamed **Invoices & Credit Notes**. A new column **Inv/Crd Type** has been added to the main grid with a new **Filter**, **Invoice/Credit Type**. Some of the existing column headers have been renamed, **Inv/CrNt No** to **Inv/Crd No** and **Inv/CrNt Date** to **Inv/Crd Date**. The **Filter** panel can be hidden giving a larger grid.

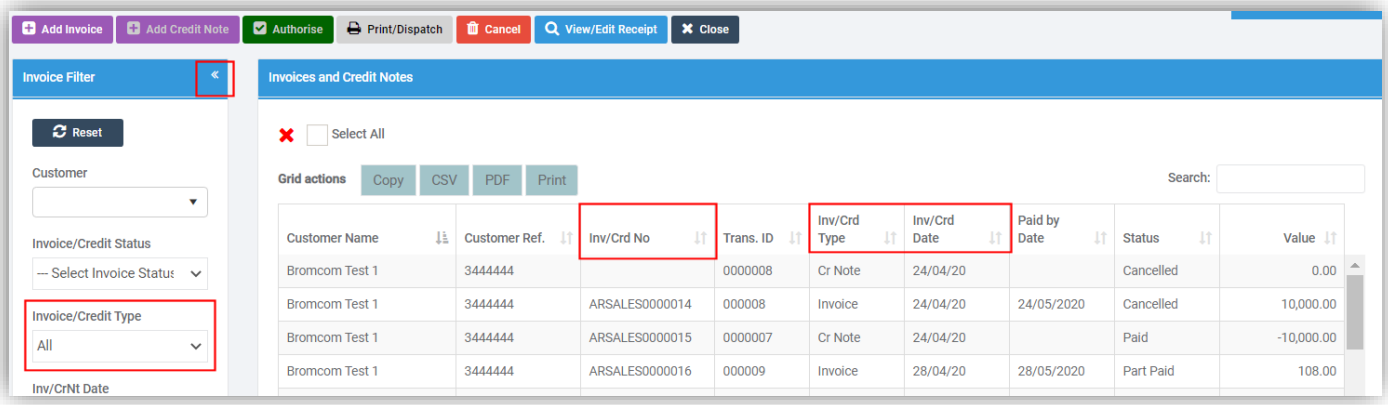

The **Credit Note** section has also been updated, the **Filter** panel on the left has been removed, the **Credit Note Number** will now display with the **Prefix** as will the **Invoice Number**, a **Credit Note Status** field has been added and a **Magnifying Glass** icon has been added to the right of the **Originating Invoice Number** which when clicked will open the **Customer** page.

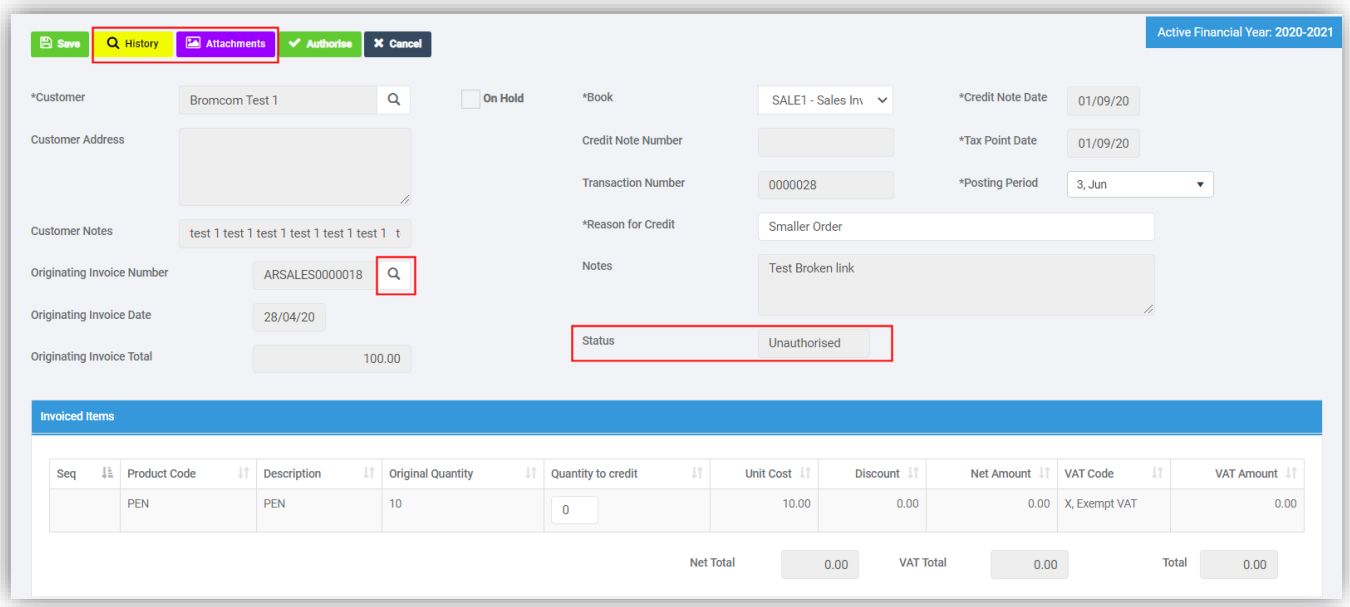

A **History** button has been added, which will display once **a Credit Note** has been added and **Saved**, clicking on this will display the **Audit History** pop-up.

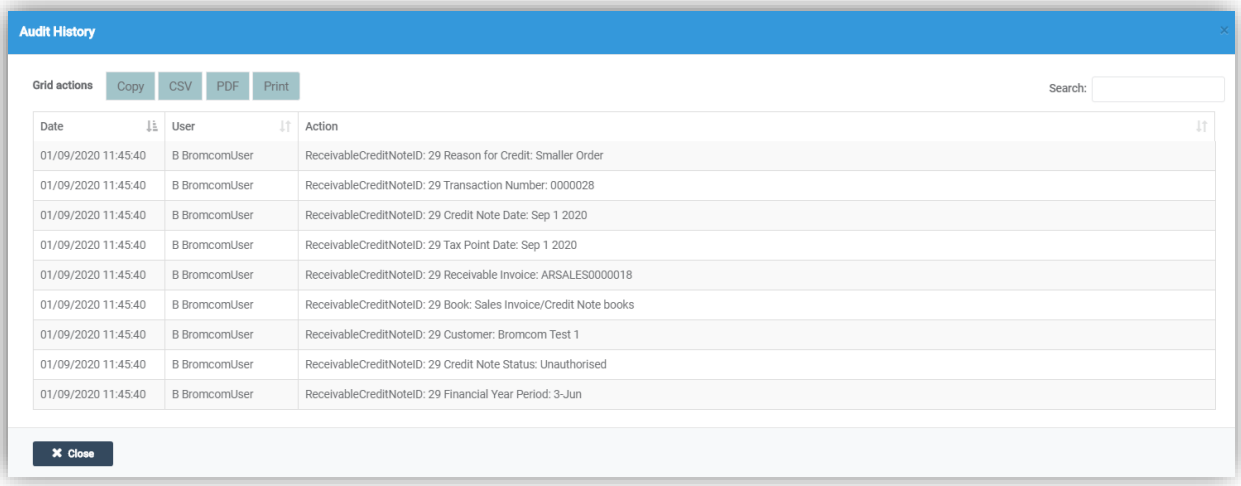

An **Attachments** button has been added that will become active once the **Credit Note** has been saved, click to open the **Attachment** pop-up.

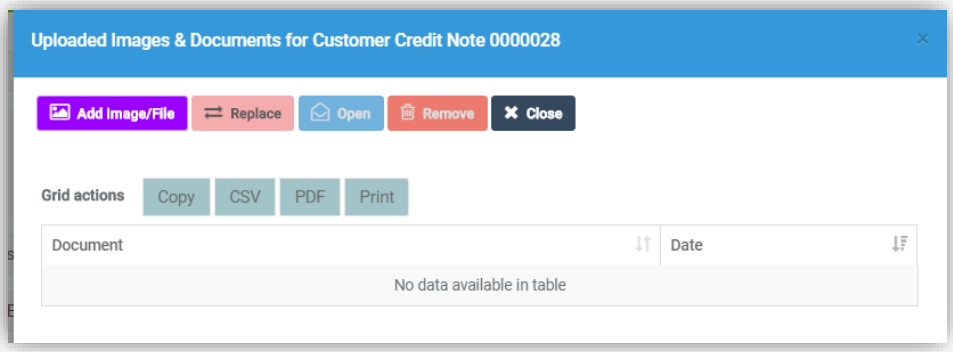

Framework

Tracking Read Announcements updated

General

New tables have been added that will track when a **User** has read an **Announcement**, which will in turn update the **Badges** on both **Web** and **Mobile Apps** accordingly.

Groups

Clubs Running Balances Refresh updated

Groups > Clubs

The **Refresh** has been updated and when editing **Student Membership**, where the **Membership** is large and a vertical scrollbar is displayed, the page will no longer return to the top of the list but remain where you were.

New option for Student Preferences added

Groups > Clubs > View > Memberships

A new button **Preferences** has been added to the **Student Memberships** page for **Running Balance Clubs** allowing the **Students** preferred days to be entered.

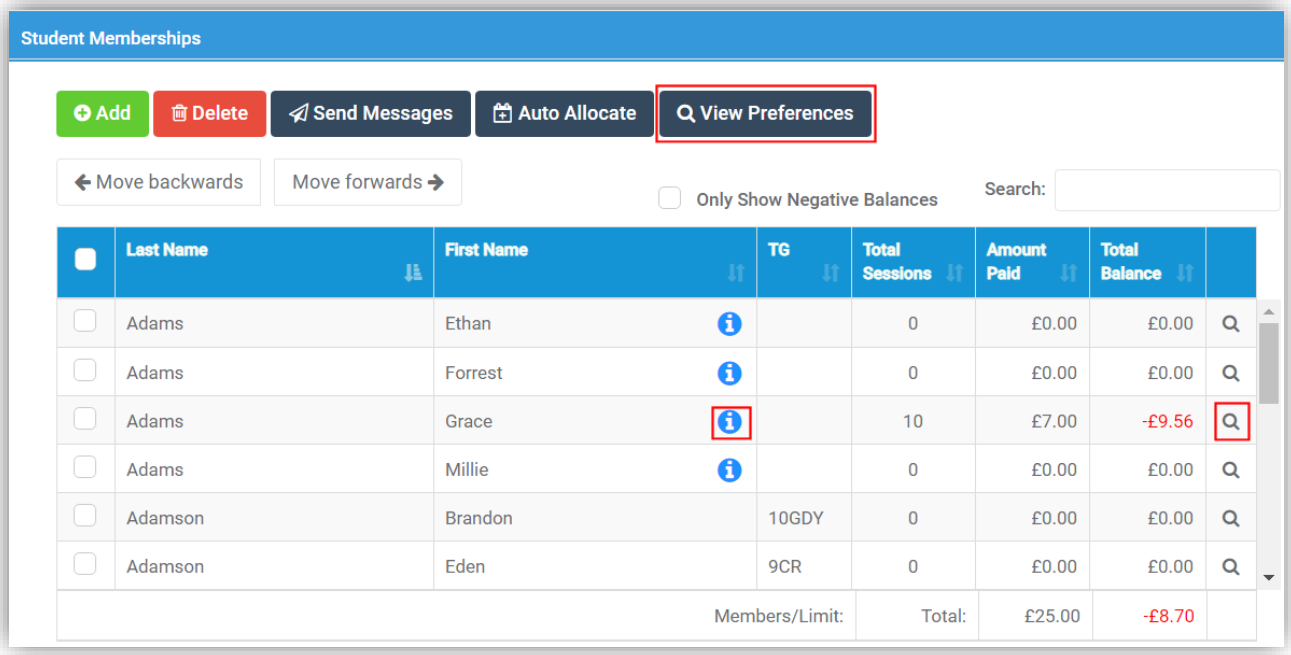

Clicking on this option with one or more **Students** selected will open the **Student Preferences** pop-up. The **Student Preferences** can then be added using the tick boxes. Then either click the **Save** button to **Save** and continue or the **Save & Close** button to finish.

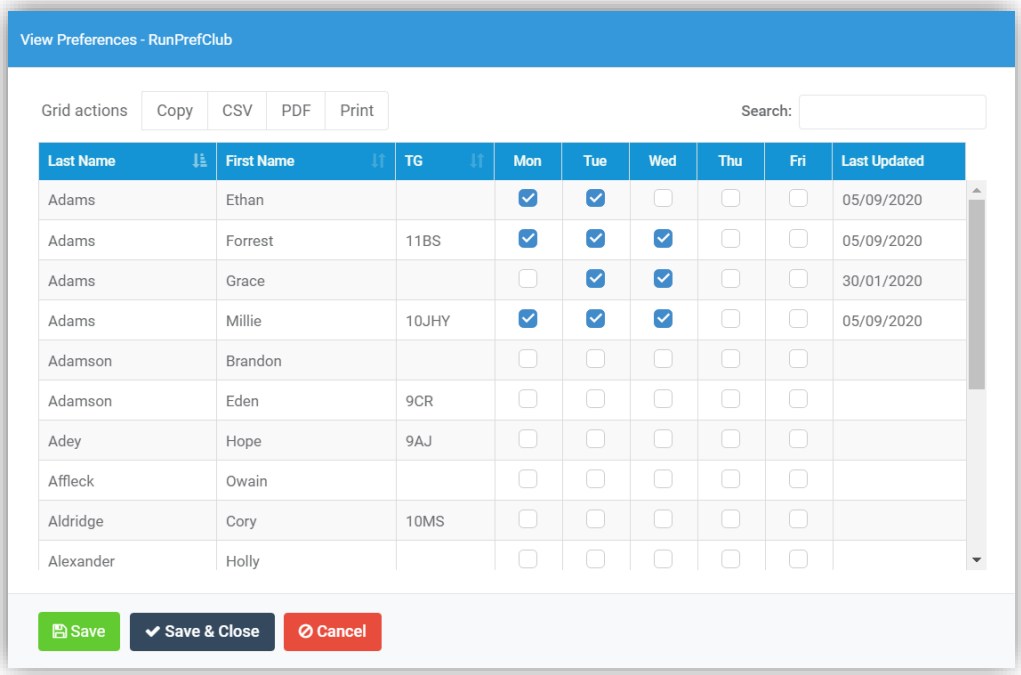

The **Preferences** for a **Student** will be denoted by a blue ***i*** icon by the **Student Name** and can be viewed by moving the mouse over the icon. Clicking on the **Magnifying Glass** icon to the right of a **Student** will open the **Student Information** pop-up.

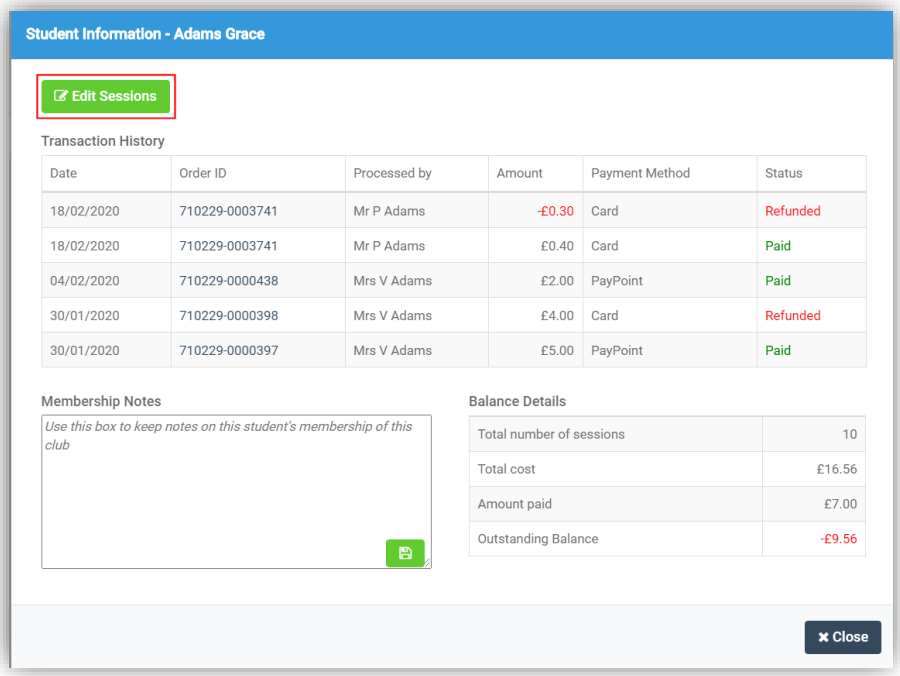

Clicking on the **Edit Sessions** button will open the **Edit Student Information** pop-up, which will display the **Submitted Preferences** and allow them to also be edited using the tick boxes, click **Save** when finished.

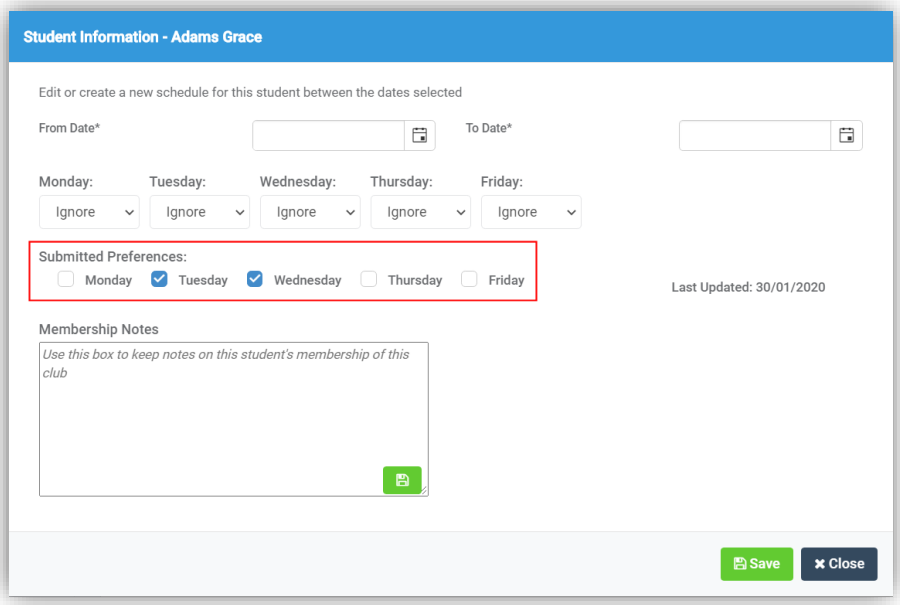

New option for Auto Allocate added

Groups > Clubs > View > Memberships

A new button **Auto Allocate** has been added to the **Student Memberships** page for **Running Balance Clubs**. This option when selected will **Auto Allocate Students** into sessions based on their **Preferences**.

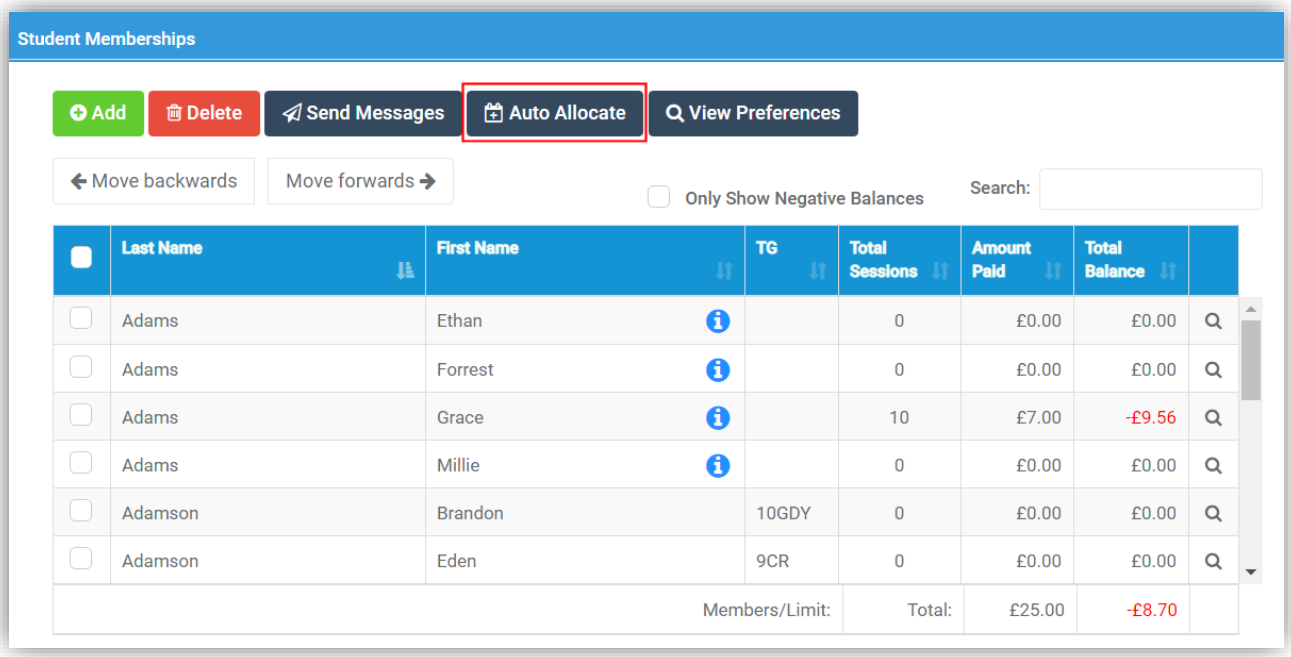

Select one or more **Students** and click on the **Auto Allocate** button, this will open the **Auto Allocate Students to Sessions** pop-up.

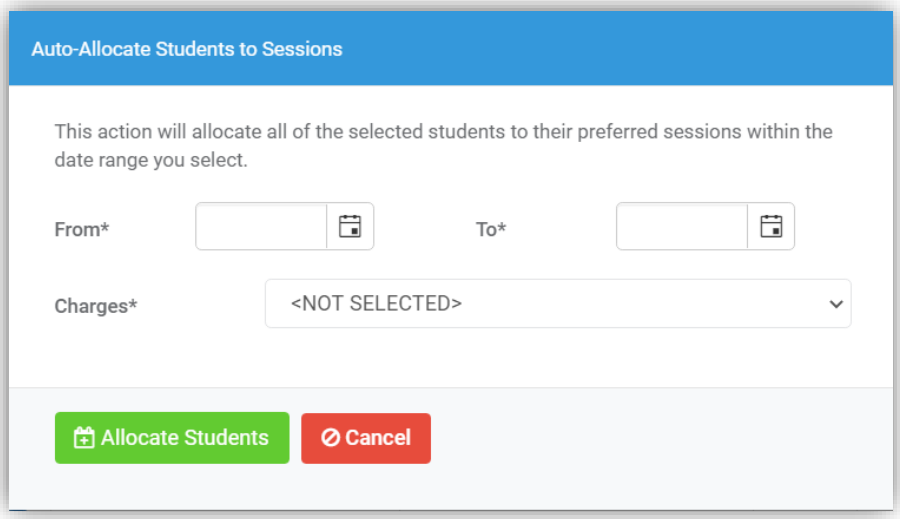

Select the **From** and **To** date range, the **Charges** if there are any from the dropdown menu and click on the **Allocate Students** button. A **Confirmation Message** will be given, select **Proceed** or **Cancel**.

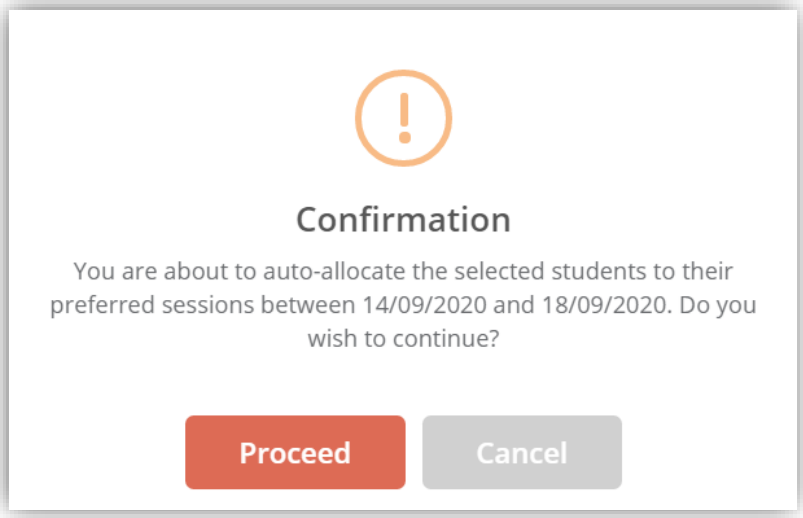

If a session is over allocated a message will be given. Click on the **Magnifying Glass** icon to the right of the **Student** to see the **Allocations**.

MCAS [Admin]

Option to make Payments toward instalments or Part Paid Products added

Modules > MyChildAtSchool > Online Payments > View Orders > Create Order
Modules > MyChildAtSchool > Online Payments > View Balances > Create Order

The option for the school to add payments for **Products** bought by **Instalment** or for **Part Paid Products** has been added. When selecting a **Student** who has an **Instalment** or **Part Paid Product** payment still due a new option **Process Instalments** or **Part Paid Items** will display, click this link to add a **Payment**.

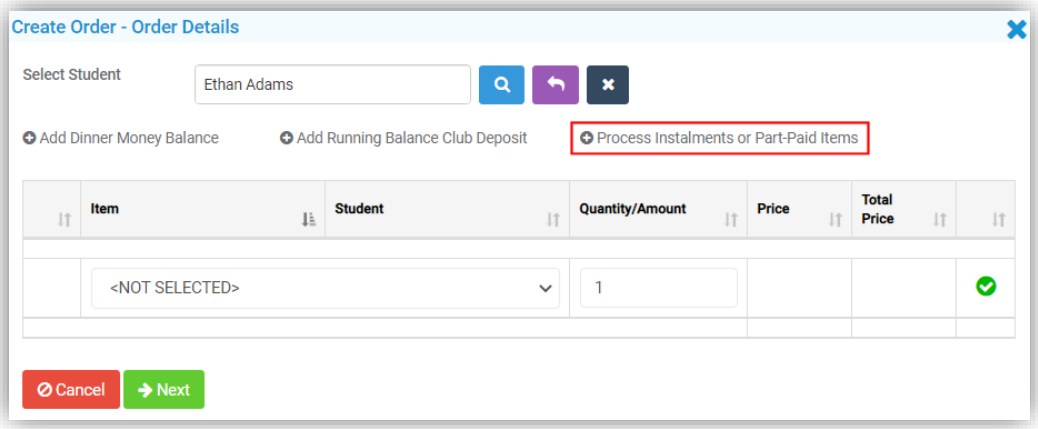

Select the **Item** from the dropdown menu, the **Amount** to be **Paid** will auto update, click the **Add to Order** button.

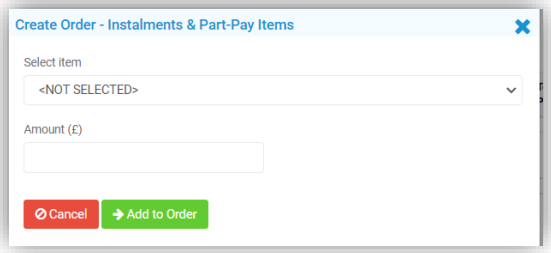

Clicking the **Process Instalments or Part Paid Items** link again will allow another **Item** to be added, if there are more than one, when finished click the Next button and continue as normal.

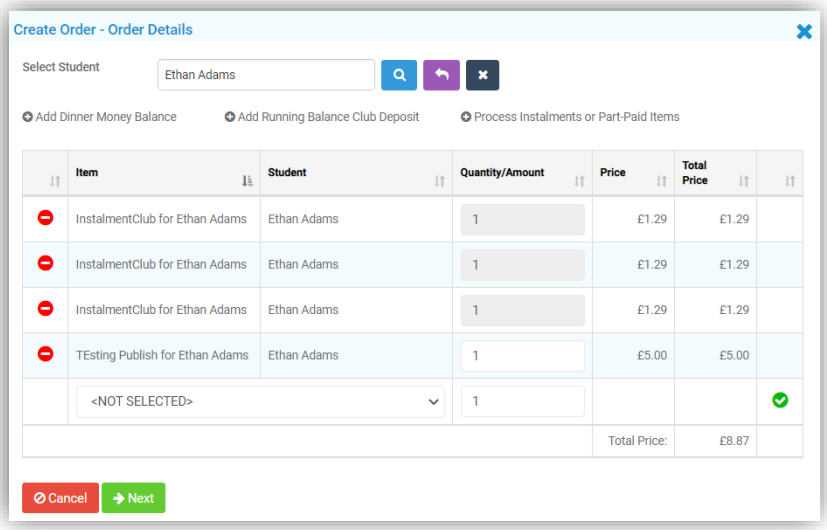

Additional Information added to Received Messages

Modules > MyChildAtSchool > Administration > Received Messages

When an e-mail **Notification** is sent it now includes the **Contact** and **Related Student** Names.

Staff

Support Allocation moved to Actions

Staff > Actions > Support Allocation

The **Staff Support Allocation** option has been moved from **Modules > Support > Support > Support Staff Allocation** and is now under the **Actions** dropdown.

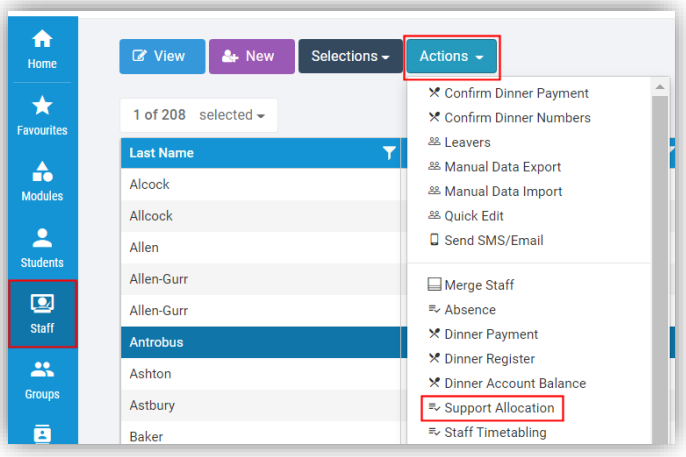

The functionality of the page remains the same, the **Legend** has been removed from the page as a default and can be displayed by clicking on the **Show Legends** button and hidden by clicking on the **Hide Legends** button.

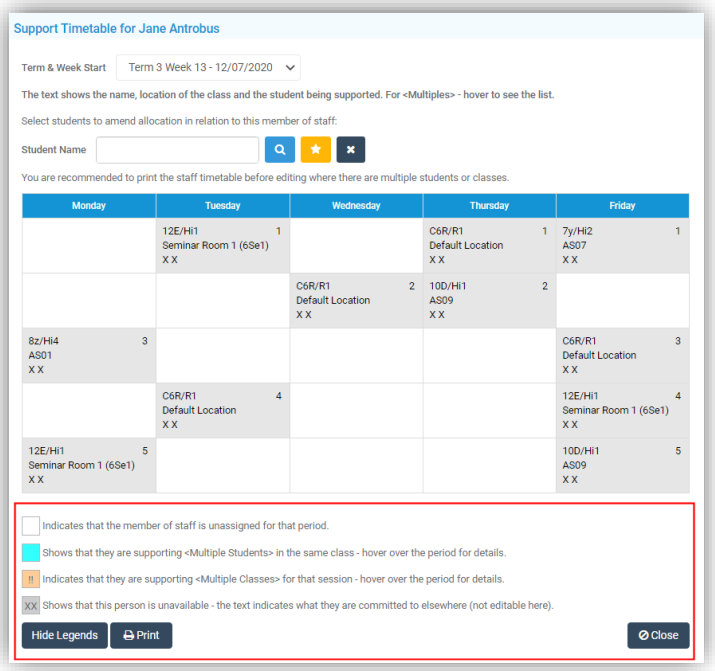

Staff Timetabling moved to Actions

Staff > Actions > Staff Timetabling

The **Staff Timetabling** option has been moved from **Modules > Curriculum > Curriculum > Staff Timetabling** and is now under the **Actions** dropdown.

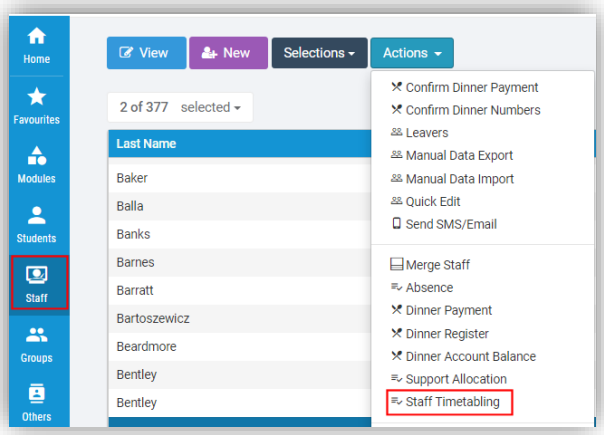

The functionality of the page remains the same for the **Add Class, Transfer Class** and **Remove Class** buttons.

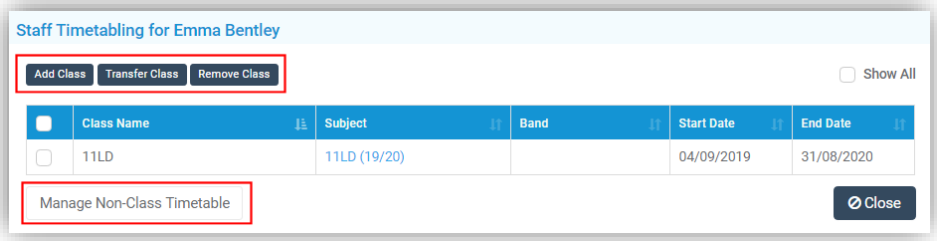

The **Manage Non-Class Timetable** is no longer displayed by default, to view this click on the **Manage Non-Class Timetable** button, the functionality also remains the same here, click the **Manage Classes** button to return to the previous page.

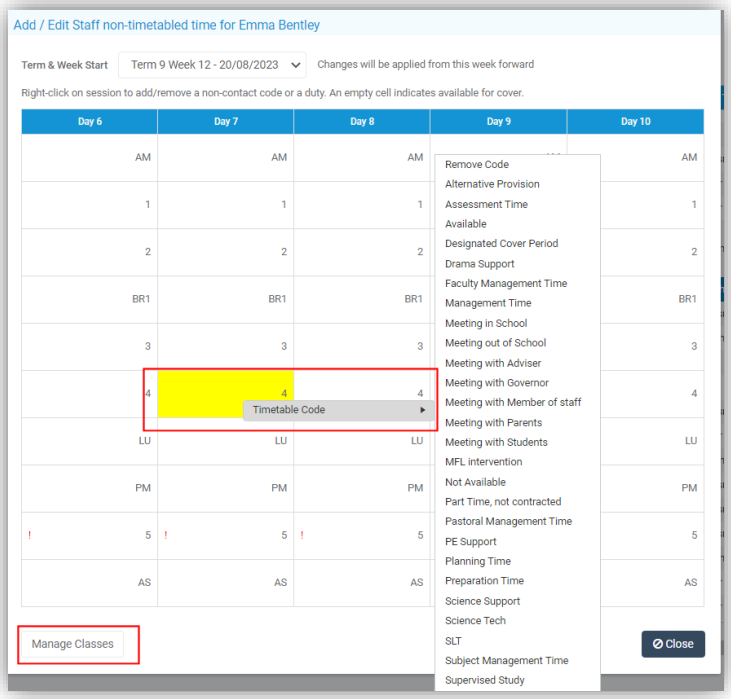

CPD Continuing Professional Development renamed, moved and updated

Staff > View > Performance Management

The **CPD** section that was previously combined as **Qualifications & CPD**, has been given a section of its own called **Performance Management**. The **Qualifications** sections remains as previous.

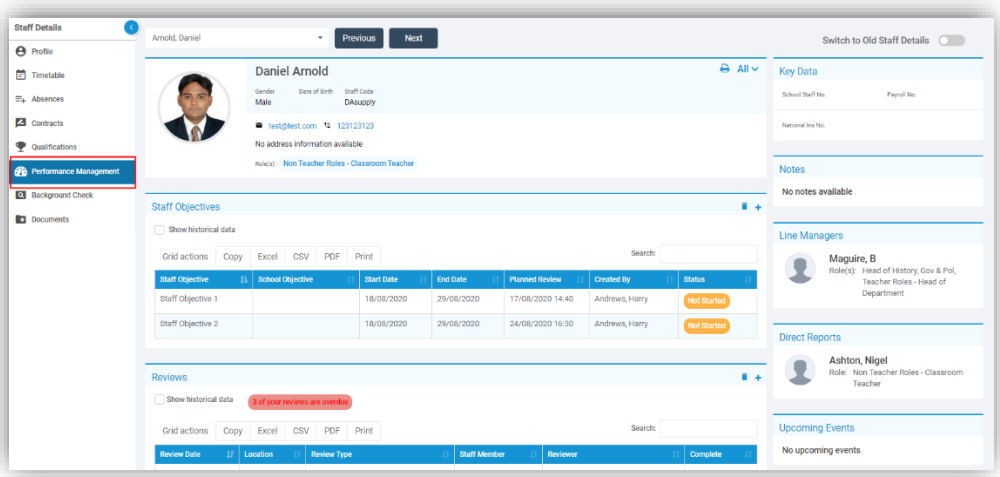

There are now six sections in the main panel, **Staff Objectives, Reviews**, **CPD Activities**, **CPD: In Service Training and Monitoring Evaluation**, **Line Managers** and **Direct Reports** and there are currently five static instant information panels on the right hand side.

Staff Objectives

The **Staff Objectives** panel by default this will display **Objectives** that are active, tick the Show historical data box to see inactive **Objectives** as well. The **Add** and **Delete** icons are top right of the panel, select a row and click on the **Delete** icon to **Delete** that **Objective**, a **Warning Message** will be given to **Cancel** or **Proceed**.

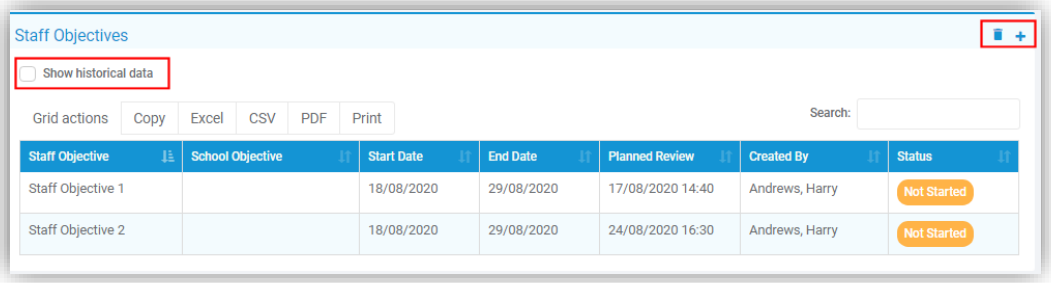

To **Edit** an **Objective**, double click on a row to open the click on the **Edit Staff Objective** pop-up.

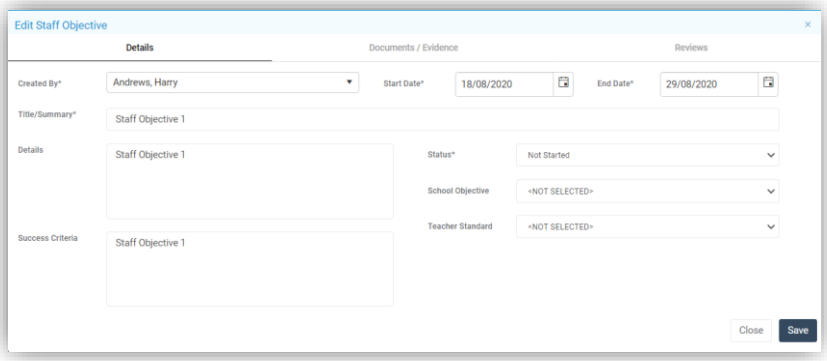

To **Add** a new **Objective** click on the **+** icon to open the **Add Staff Objective** pop-up with 3 tabs **Details**, **Documents/Evidence** and **Reviews**.

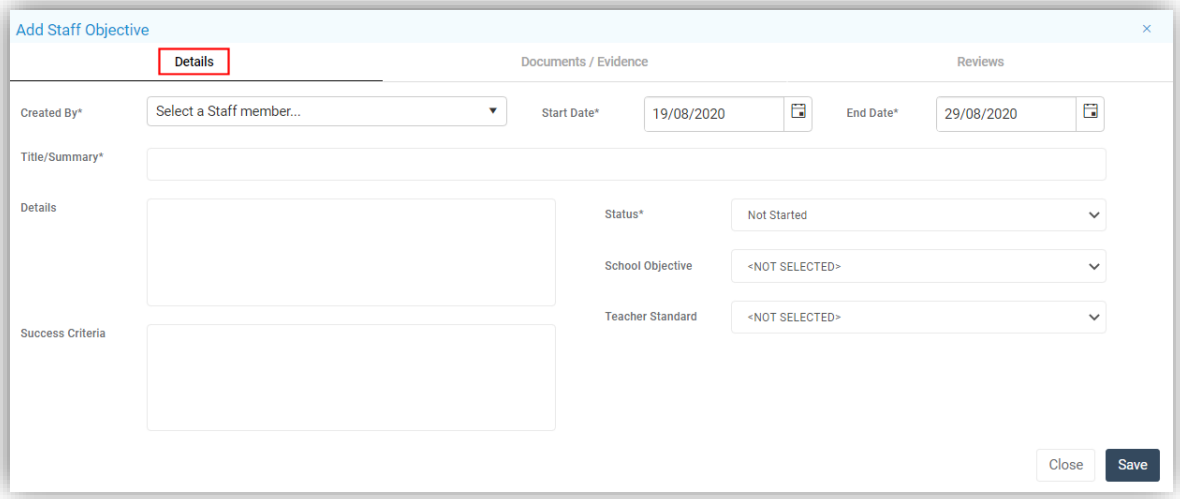

- **Created by** – select from the dropdown menu
- **Start Date** – is the Start Date the Staff Objective
- **End Date** – is the End Date for the Staff Objective
- **Title/Summary** – is a entered text up to 100 characters
- **Details** – is entered text up to 1,000 characters
- ***Status** – is selected from the dropdown list
- ****School Objective** – shows the linked School Objective from the dropdown list
- **Success Criteria** – is entered text up to 1,000 characters
- **Teacher Standard** – is selected from the dropdown list

The **Documents/Evidence** tab allows **Resources** and **Activities** to be uploaded via files using the **Browse** button.

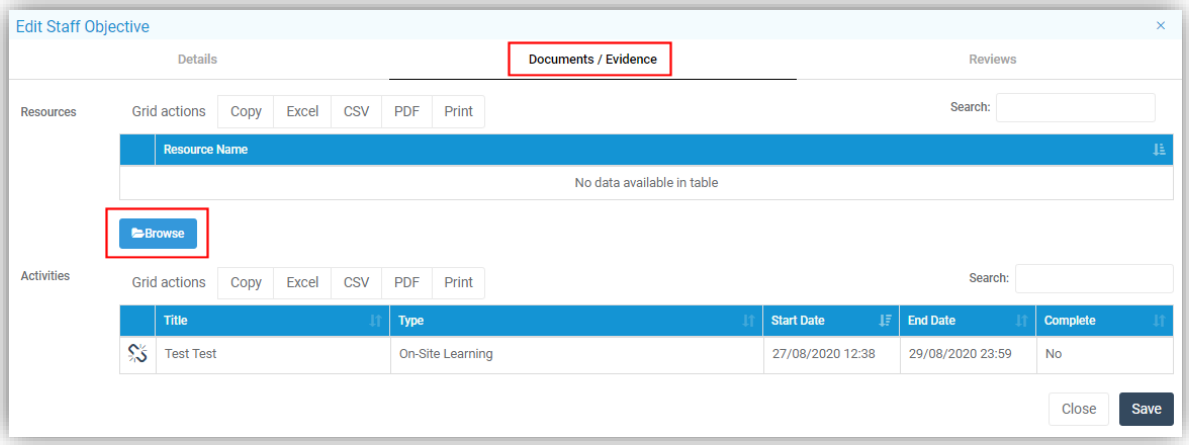

The **Reviews** tab lists the **Reviews** that have been linked to this **Objective** and is not used when creating the **Staff Objective**.

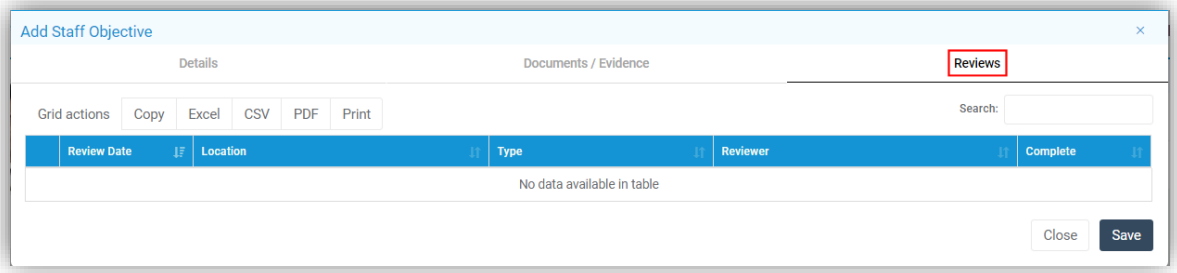

***The **Staff Objective Status** dropdown list will be populated from the **Staff Objective Status Lookup Table**, **Config > Administration > Lookup Tables >Staff Objective Status**.

****The **School Objective** dropdown list is populated from the **School Objectives** page, **Modules > Administration > Performance Management > School Objectives**.

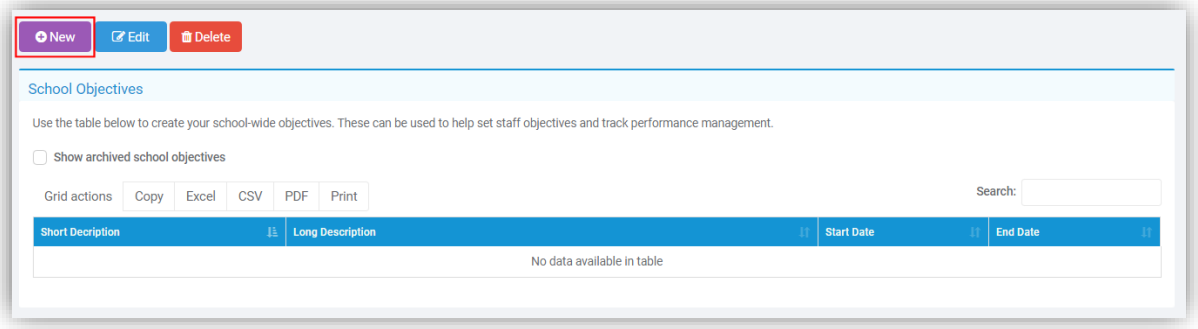

Click the **New** button to add a new **School Objective**, all fields except the **End Date** are mandatory, when complete click on the **Save** button.

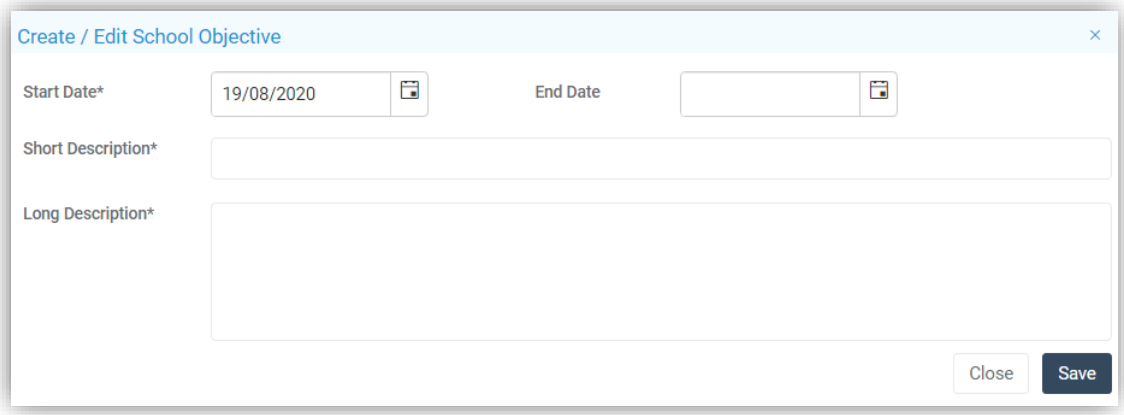

Reviews

The **Reviews** panel will list the **Reviews** that have been added, tick the box to **Show historical data**. The **Add** and **Delete** icons are top right of the panel, select a row and click on the **Delete** icon to **Delete** that **Review**, a **Warning Message** will be given to **Cancel** or **Proceed**.

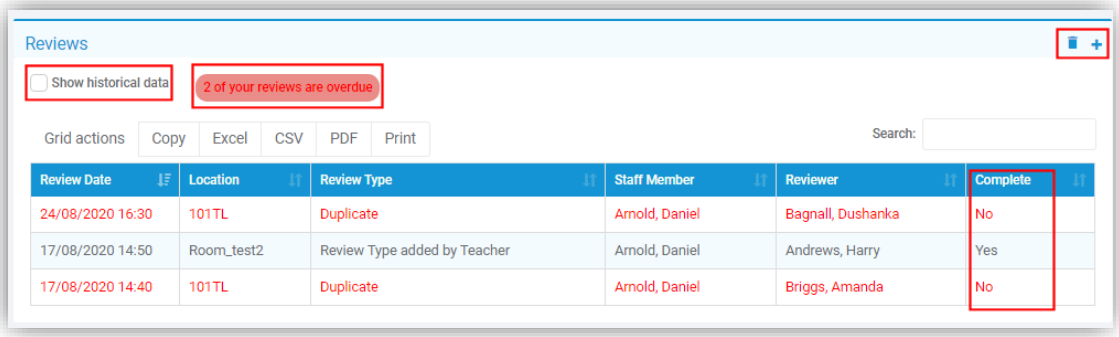

Any **Overdue Reviews** will display in red with a **Warning Message** above. Double click on a **Review** to **Edit** or click on the **+** icon to add a new **Review**. When the **Add Review** pop-up opens you will see it has two tabs **Details** and **Documents/Evidence**.

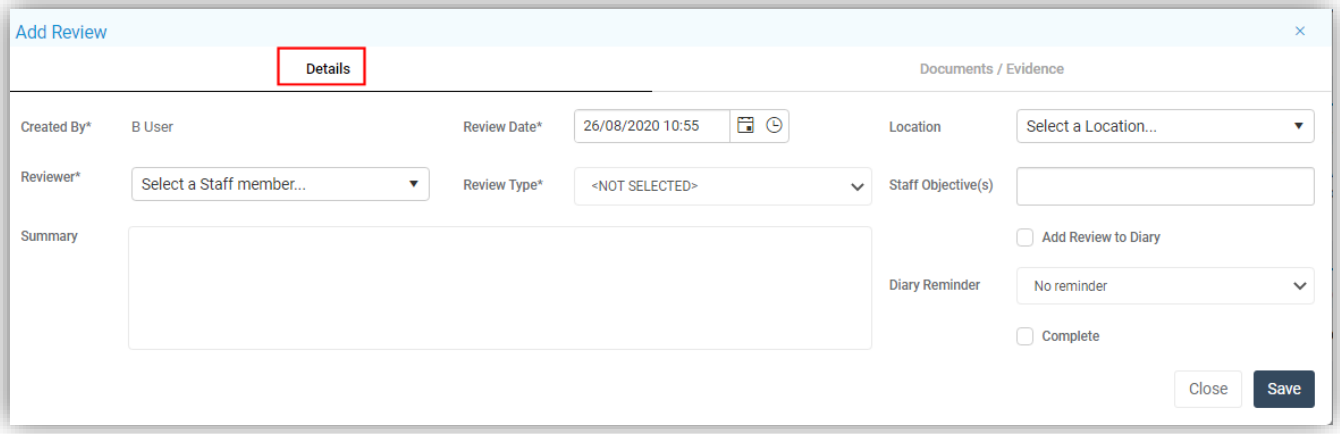

The **Created by** field will be filled in automatically and will be the person who is adding the **Review** and not necessarily the actual **Reviewer**. Select the **Reviewer**, **Review Date** and **Review Type**, **Location**, **Staff Objectives** and **Diary Reminder** from the dropdown lists and enter a free text **Summary** of up to a 1,000 characters. Ticking the **Add Review to Diary** box will add and entry into the **Diary** for both the **Reviewer** and the **Reviewee**. Tick the **Complete** box when the **Review** has been completed.

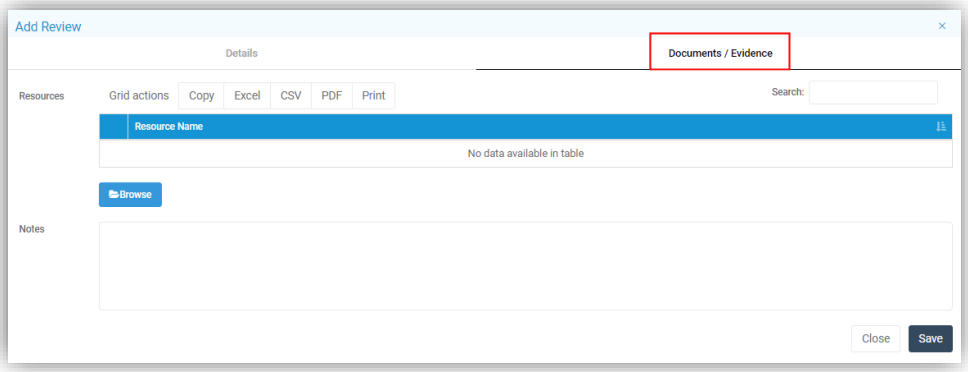

The **Documents/Evidence** tab will allow **Documents** and or **Evidence** to be uploaded using the **Browse** button. When complete click on the **Save** button, the **Review** will now be listed, double click to **Edit**.

CPD Activities

The **CPD Activities** panel will list the **Activities** that have been added, tick the box to **Show historical data**. The **Add** and **Delete** icons are top right of the panel, select a row and click on the **Delete** icon to **Delete** that **Activity**, a **Warning Message** will be given to **Cancel** or **Proceed**.

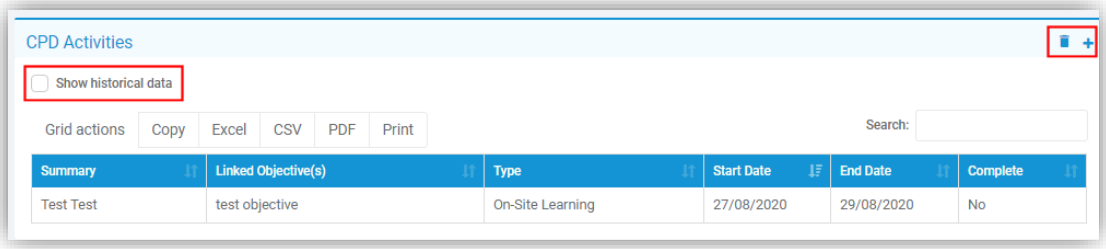

Click the **+** icon to add a new **CPD Activity** which will open the **Add CPD Activity** pop-up with two tabs **Details** and **Documents/Evidence**.

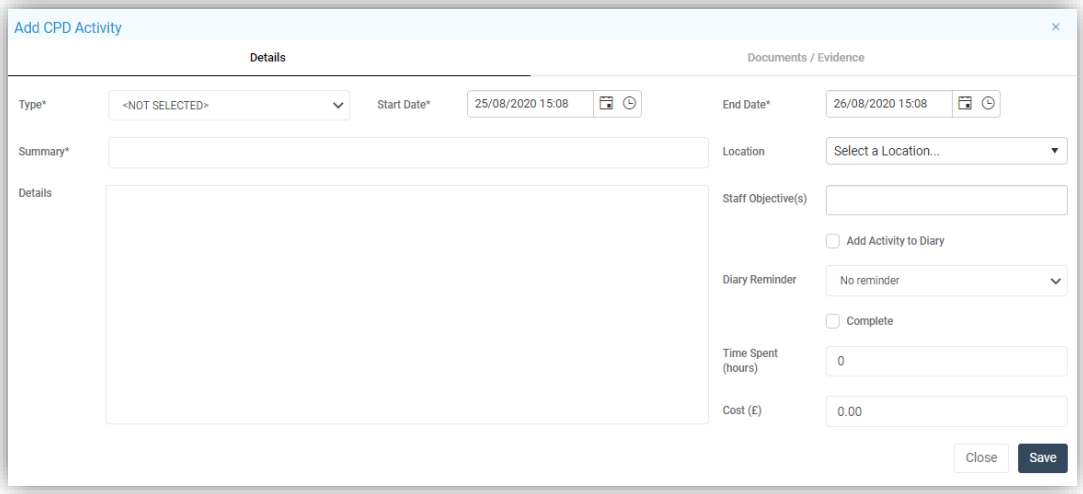

Select the **Type**, **Start Date**, **End Date**, **Summary**, **Location**, **Staff Objectives** and **Diary Reminder** from the dropdown lists and enter a free text for **Details** of up to a 1,000 characters, the **Time Spent**, in hours and the **Cost**. Ticking the **Add Activity to Diary** box will add and entry into the **Diary**. Tick the **Complete** box when the **Activity** has been completed.

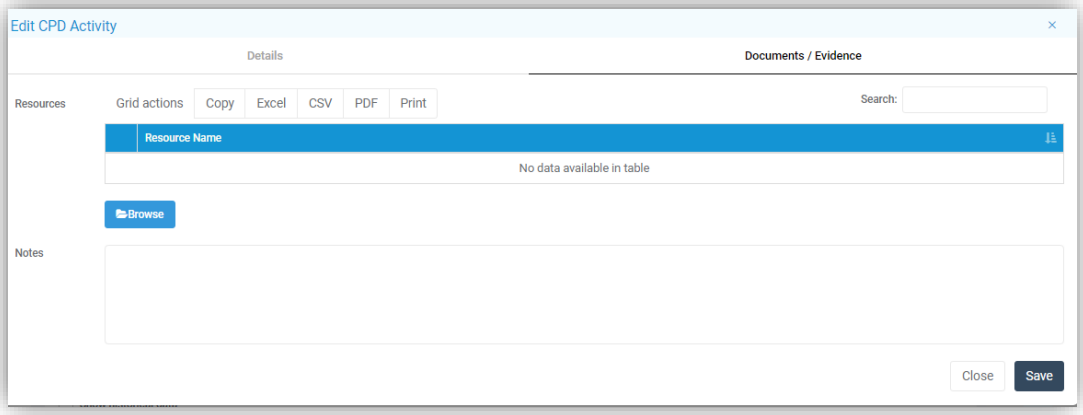

The **Documents/Evidence** tab will allow **Documents** and or **Evidence** to be uploaded using the **Browse** button. When complete click on the **Save** button, the **CPD Activity** will now be listed, double click to **Edit**.

Line Managers

The **Line Managers** panel will list the **Staff** member's **Line Managers** by default this will display **Line Managers** for this **Academic year**, to see all untick the **Show managers for only this academic year**. The **Add** and **Delete** icons are top right of the panel, select a row and click on the **Delete** icon to **Delete** that **Objective**, a **Warning Message** will be given to **Cancel** or **Proceed**.

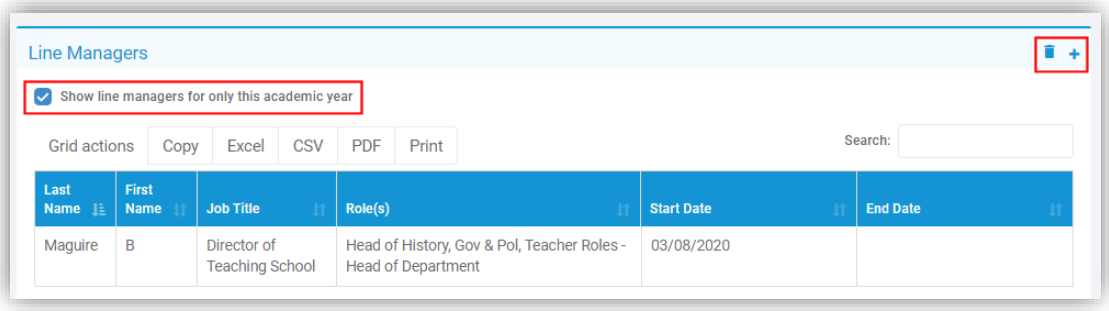

To **Add** a **Line Manager** click on the **+** icon and select the **Member of Staff** from the dropdown list.

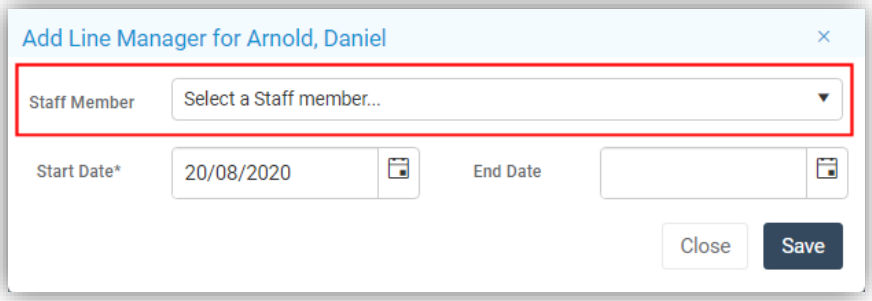

Once selected their information will be displayed, click the **Save** button to add them to the **Line Managers**.

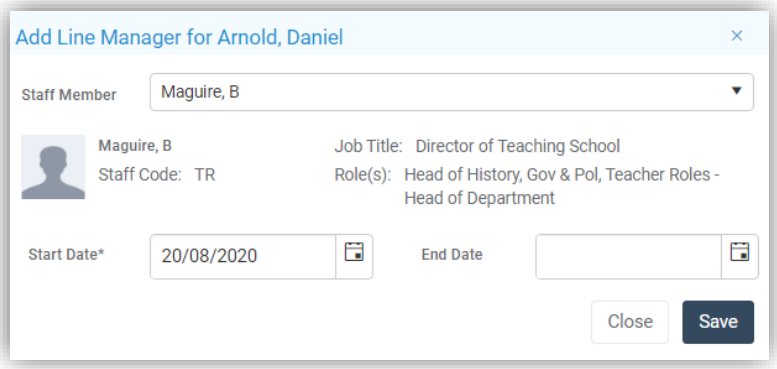

Line Managers added to a **Member of Staff** from the **Modules > Administration > Performance Management > Line Management Structure** option will display here as well.

Direct Reports

The **Direct Reports** panel will list the **Staff Member's Direct Reports** by default this will display **Direct Reports** for this **Academic year**, to see all untick the **Show direct reports for only this academic year**. The **Add** and **Delete** icons are top right of the panel, select a row and click on the **Delete** icon to **Delete** that **Direct Report**, a **Warning Message** will be given to **Cancel** or **Proceed**.

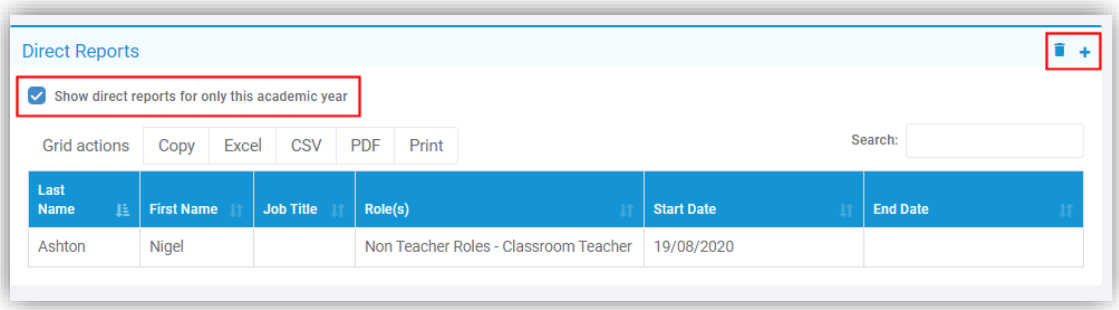

To **Add** a **Direct Report** click on the **+** icon and select the **Member of Staff** from the dropdown list.

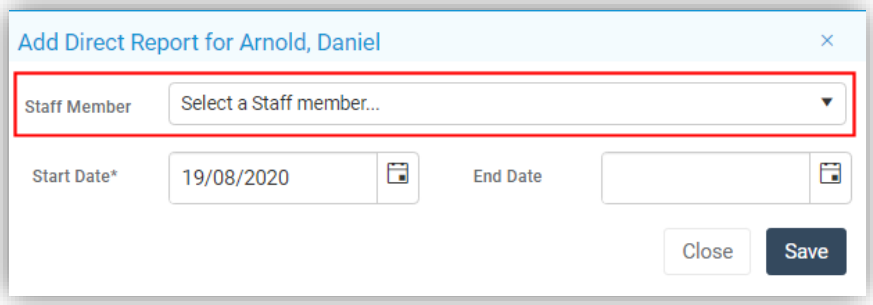

Once selected their information will be displayed, click the **Save** button to add them to the **Direct Report**.

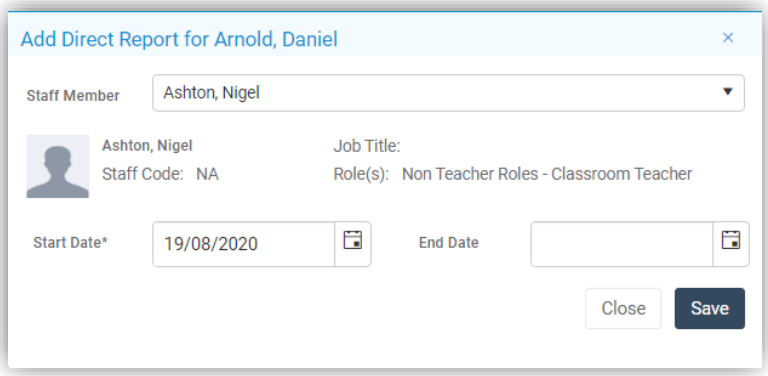

Direct Reports added to a **Member of Staff** from the **Modules > Administration > Performance Management > Line Management Structure** option will display here as well.

CPD: In Service Training & Monitoring and Evaluation panel

There have been no changes made to this panel, the functionality remains the same, it has just been moved to this page.

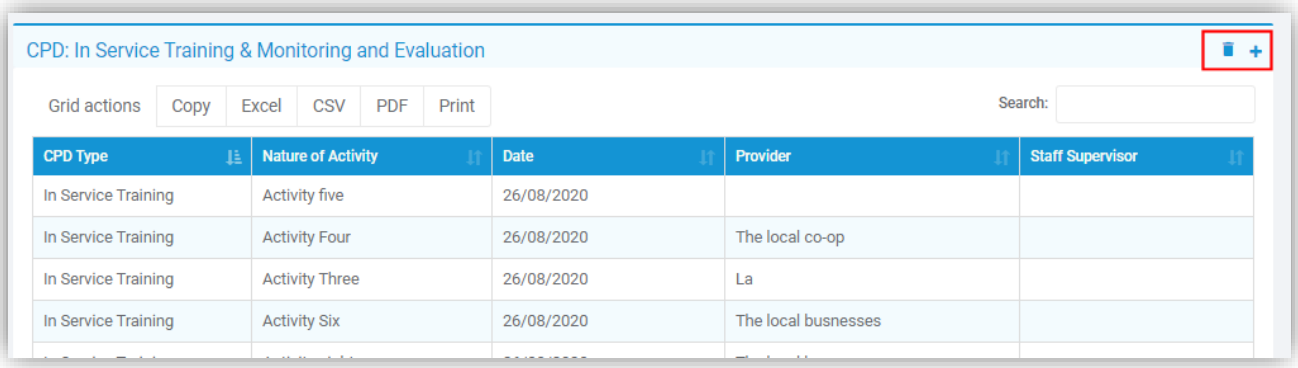

Right Hand panel

The **Right Hand** panel gives an instant view of some of the information from the main panels which you can see at a glance without having to view the panels. These display static data and cannot be edited.

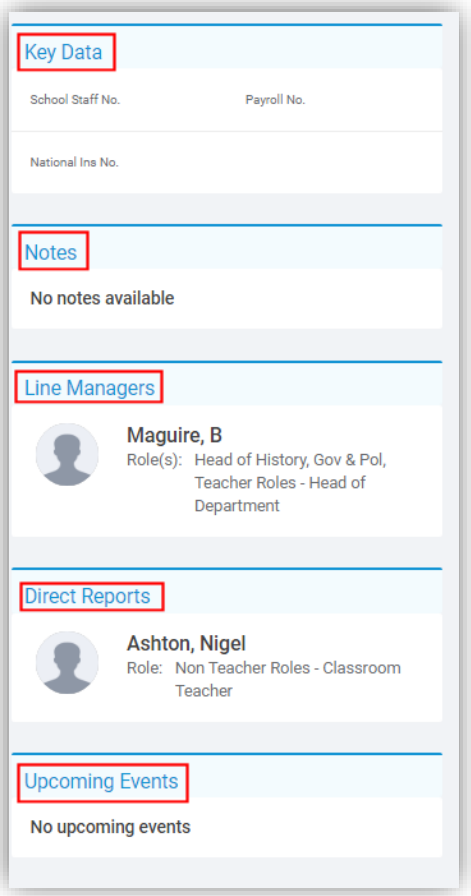

New option Line Management Structure added

Modules > Administration > Performance Management > Line Management Structure

A new option **Line Management Structure** has been added under the **Administration module**, where a **Line Management Structure** can be created for a **Member of Staff**.

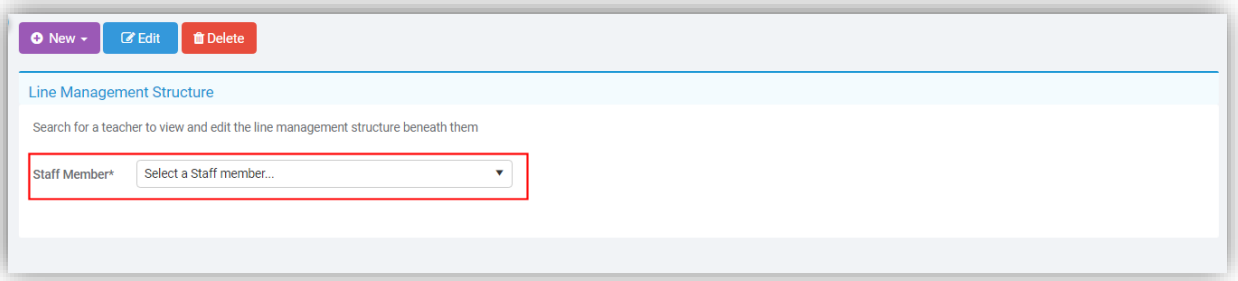

Both the **Line Managers** and **Direct Reports** can be added here without having to open each **Member of Staff** page individually. Select the **Member of Staff** from the dropdown list, the **New**, **Edit** and **Delete** options will only apply once the **Member of Staff** has been selected.

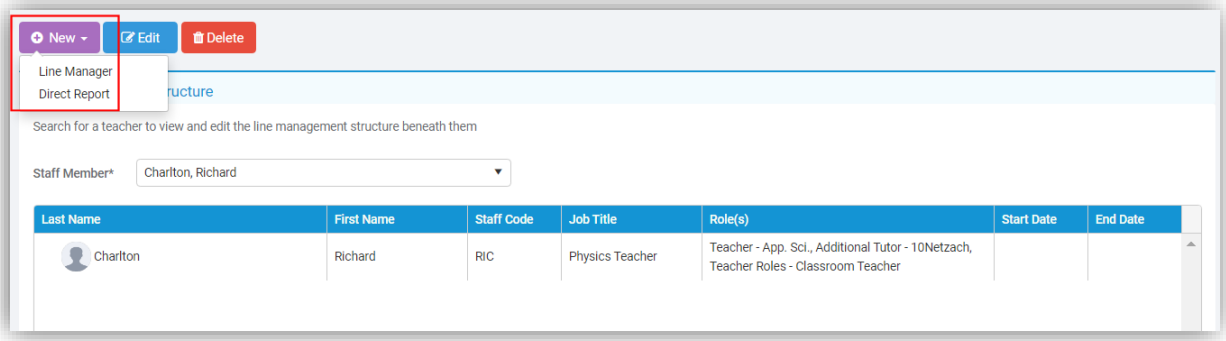

From the **New** option select either **Line Manager** or **Direct Report**, these are added in the same way as adding directly from the **Staff > View > Performance Management** pages.

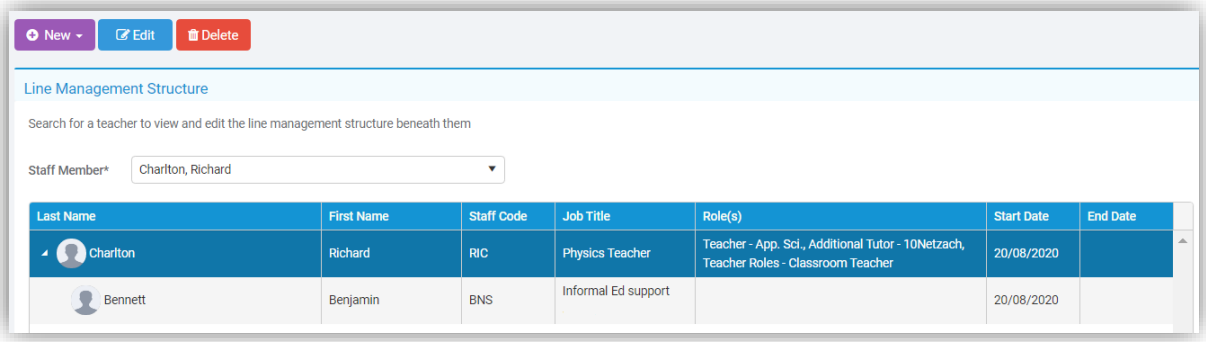

Once added an indented tree will display beneath the **Staff Member**, continue adding until complete, the page does not have to be saved. All **Direct Reports** and **Line Managers** added here will display for that **Staff Member** on their **Performance Management** page.

For a more complex structure **Direct Reports** and **Line Managers** can be added to other **Direct Reports** and **Line Managers**.

Student Portal

Update to Page Management

Modules > Student Portal > Administration > Page Management

The icon for **Subjects** was being displayed when there were no **Subjects** added, going to a blank page when selected. Now if a **Subject** is not selected, then the links to the **Subject Homepage** will not be available on either the **Subjects Widget** or the main **Subjects** screen.

New option added to Access Student Portal

Students > View > Profile

Modules > Student Portal > Administration > User Accounts

A new option has been added for the school to access the **Student Portal** for the selected **Student**, this is similar to the **MyChildAtSchool** access. If the **Student** has a **Student Portal** account the icon will display green if not it will display black.

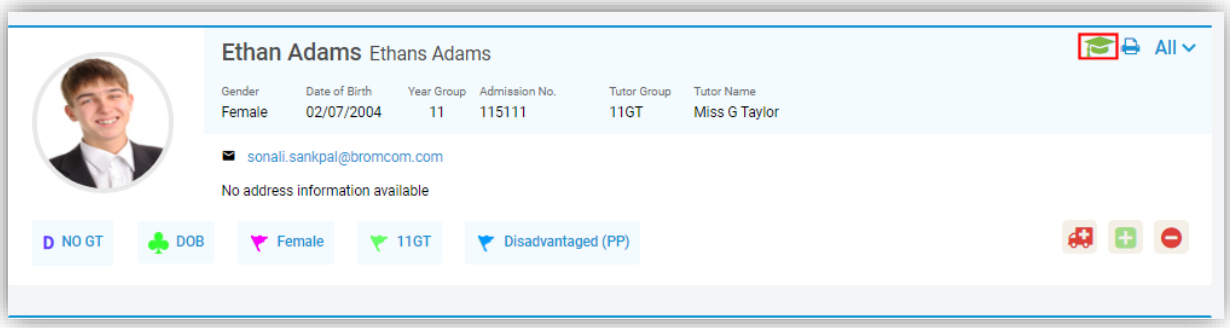

From the **User Accounts** page select the **Student** and **Edit**, the **Edit** pop-up now has a **Login as Student** button.

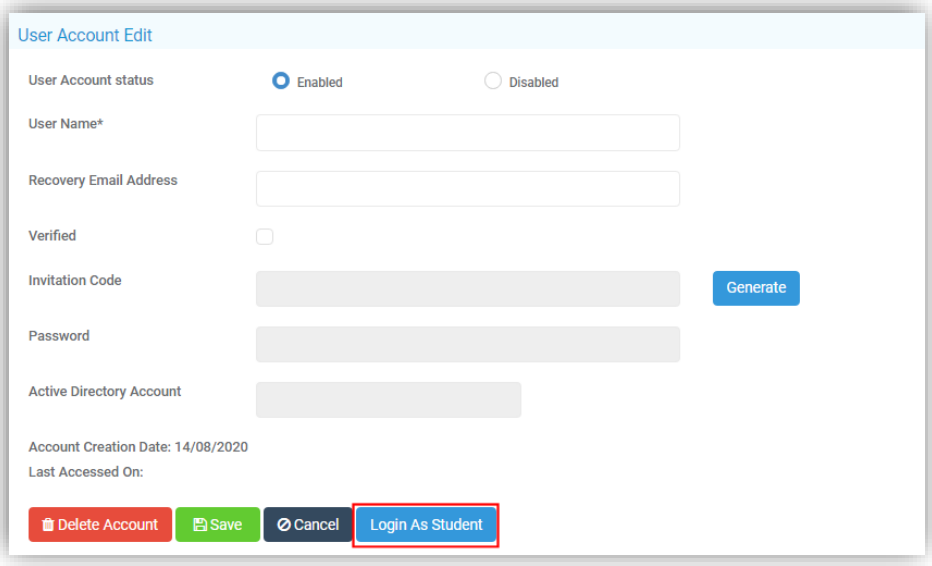

Management/Password Reset option updated

Modules > Student Portal > Administration > User Accounts

Two new columns have been added **Recovery Email** and **Email Verified** and an **Actions** button has been added with the options to **Send Password Reset Email** and **Send Invitation Code Email**.

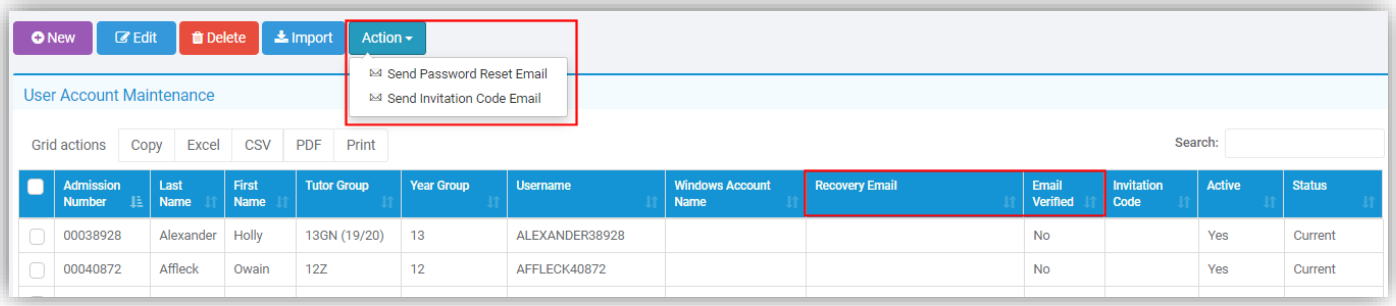

Select one or more **Students** to send a **Password Reset Email** and click on the **Send Password Reset Email** option from the **Actions** list. This will give a **Confirmation Message**, select **Cancel** or **Proceed**.

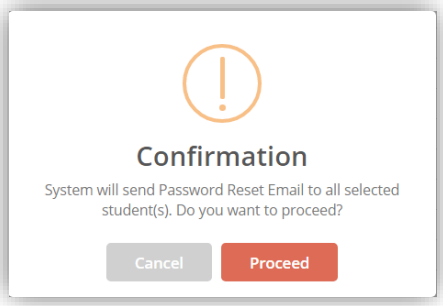

Select one or more **Students** to send an **Invitation Code** and click on the **Send Invitation Code Email** option from the **Actions** list. This will give a **Confirmation Message**, select **Cancel** or **Proceed**.

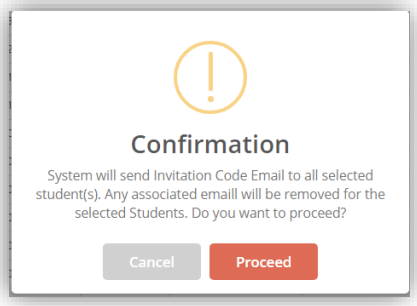

The **Security Question** and **Answer** have also been removed

Students List

New option Running Balance Payment

Students > Actions

A new option **Running Balance Payment** has been added under **Actions**.

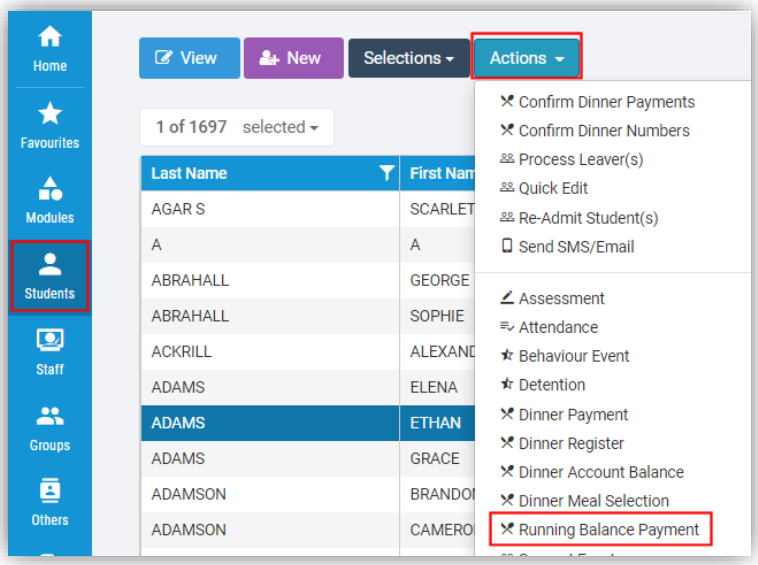

With one or more **Students** selected click on the option, this will open a **Running Balance Payments** pop-up. Select the **Club** from the **Running Balance Club** dropdown list, then select all or individual **Students**, the **Payment Method** and **Amount** and click the **Apply to Selected** button. A **Comment** can be added by clicking on the blue **Comment** icon to the right of each row. When finished click on the **Save** button to keep the pop-up open or the **Save & Close** to close the pop-up.

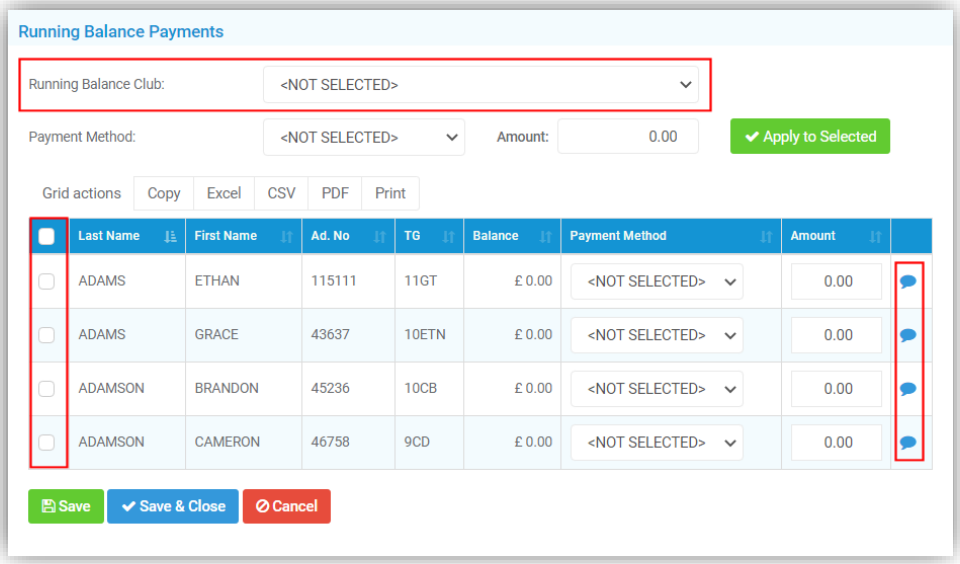

Parental Consents added as an additional column

Students

Parental Consents has been added as an additional column on the **Students List** page and can be selected by clicking on the **Add/Remove Additional Columns** icon top right and selecting it from the dropdown list.

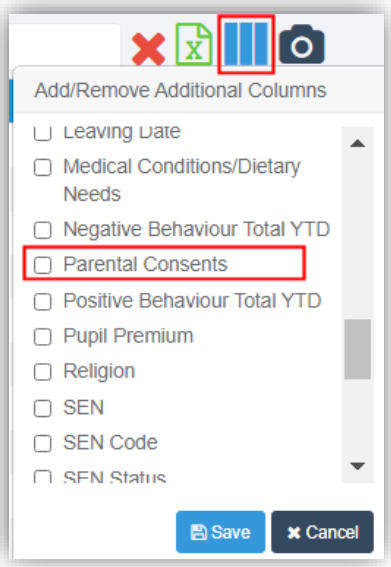

This will then display the **Parental Consent** information on the **Student List** page.

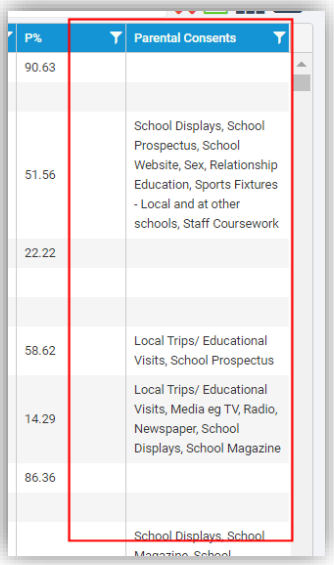

Behaviour Points added as additional columns

Students

Positive Behaviour Totals YTD and Negative Behaviour Totals YTD have been added as additional columns on the **Students List** page and can be selected by clicking on the **Add/Remove Additional Columns** icon top right and selecting it from the dropdown list.

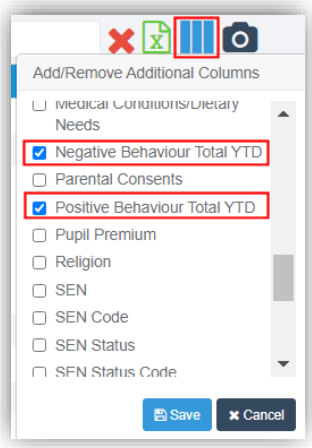

This will then display the **Behaviour Total** information on the **Student List** page.

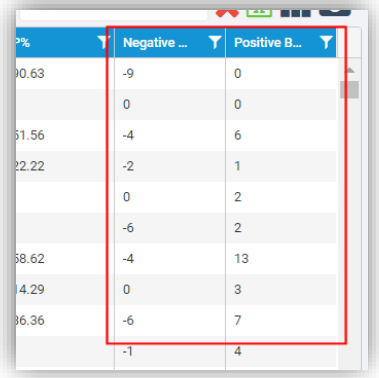

Ethnicity & Religion panel updated

Students > View >Profile

The **Ethnicity & Religion** panel now displays **EAL** as either **Yes** or **No**.

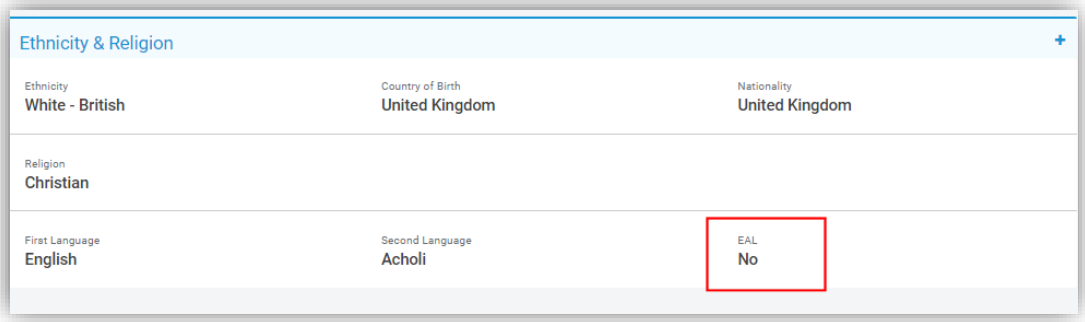

Student Class Assignment page moved

Students > Actions

The **Student Class Assignment** option has been moved from **Modules > Curriculum > Curriculum > Student Class Assignment** and is now under the **Actions** button**.** The functionality remains the same,

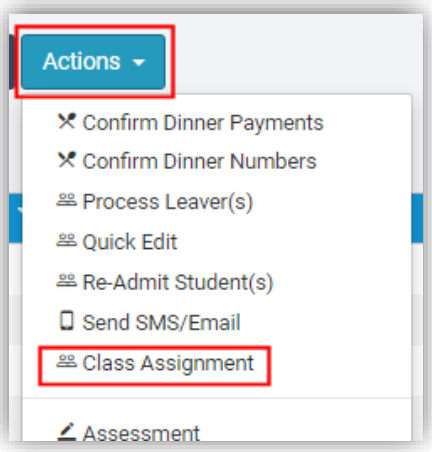

The **Timetable** is no longer displayed by default, to view this click on the **View Timetable** button.

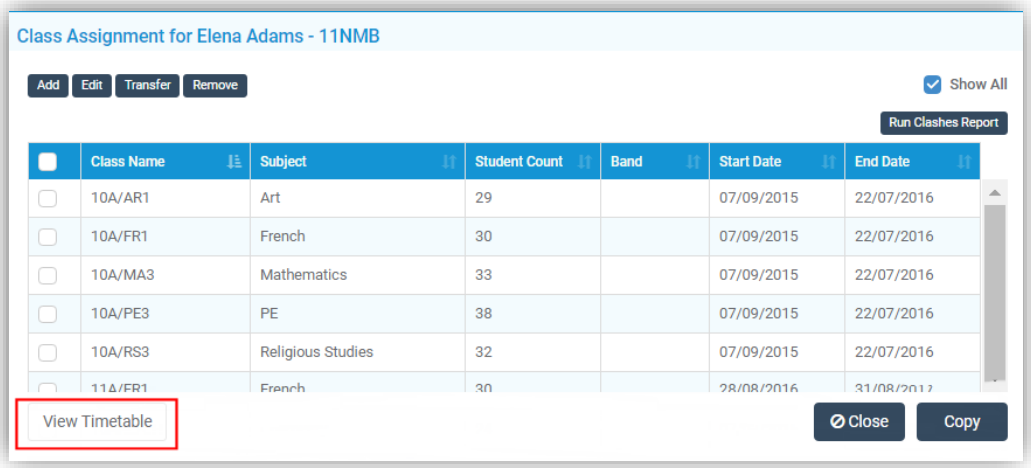

The functionality also remains the same here, click the **Manage Classes** button to return to the previous page

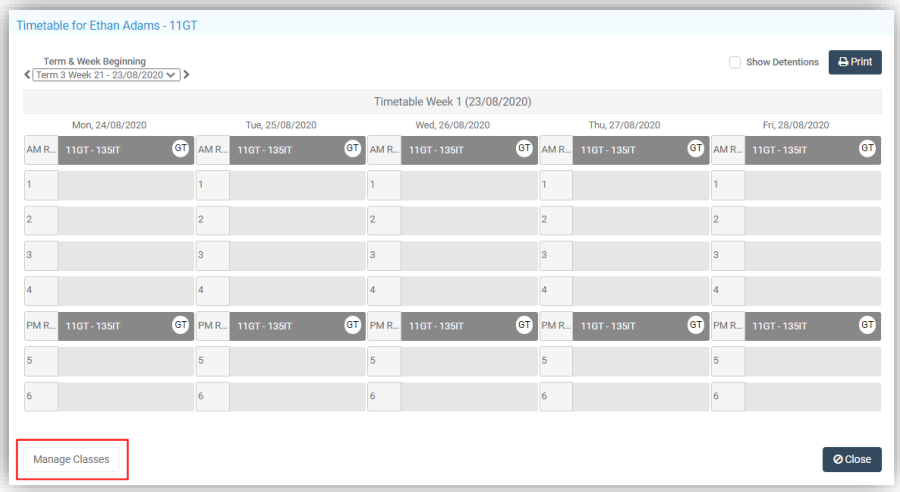

Work Placement Card added

Students > View > Enrolment > Learning Aims

When adding a new or editing an existing **Learning Aim** a new tab **Work Placement Card** has been added. This DfE requires work/industrial placement information if applicable for the **Census** and is making the Employer database available for post-16 returns. Schools must return the employer ID in this return as part of the funding requirement.

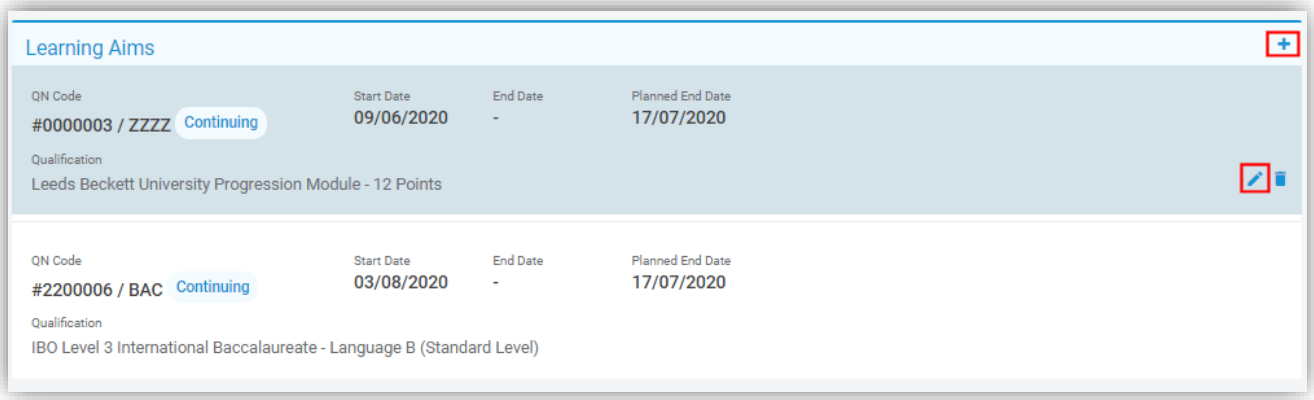

Click on the **+** icon to add new or the **Pencil** icon to edit an existing **Learning Aim**. Then on the **Work Placement** tab. When you mouse over the **Click to Add Work Placement** option the text will become darker and a **+** icon will display, click to open the **Edit Learning Aim** pop-up.

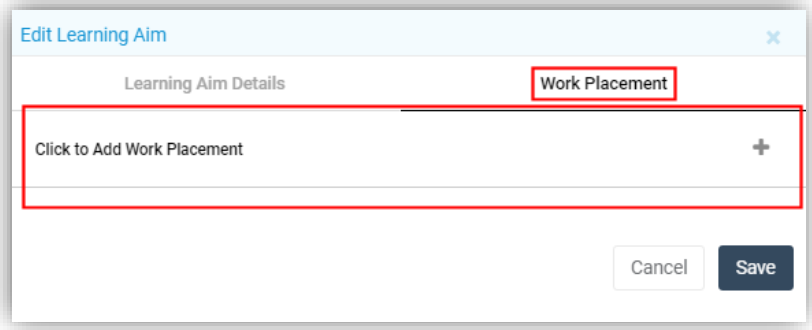

Enter the information and select from the dropdown lists, when complete click **Save**.

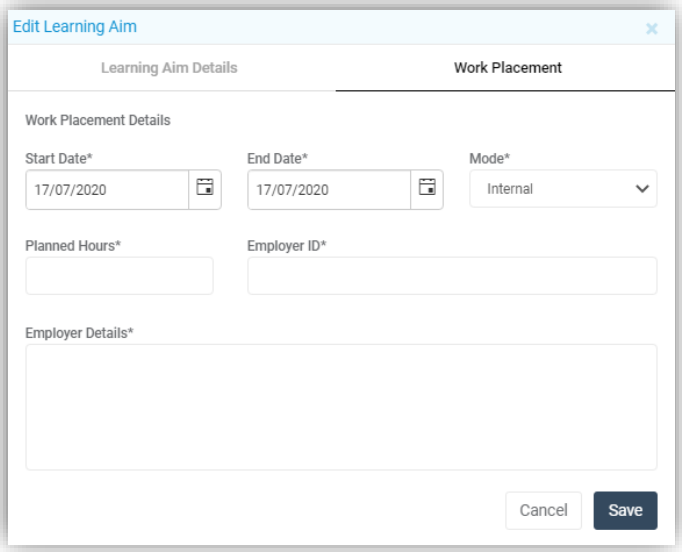

Teacher App

Clubs added to Registers

Take Register

The option to take a **Club Register** has been added.

Vision

Homepage updated

Vision

The **Vision Home** page has been updated and now displays the available schools with the last **Synchronised Time**, clicking on this link will open the **Transfer Logs** page for that school.

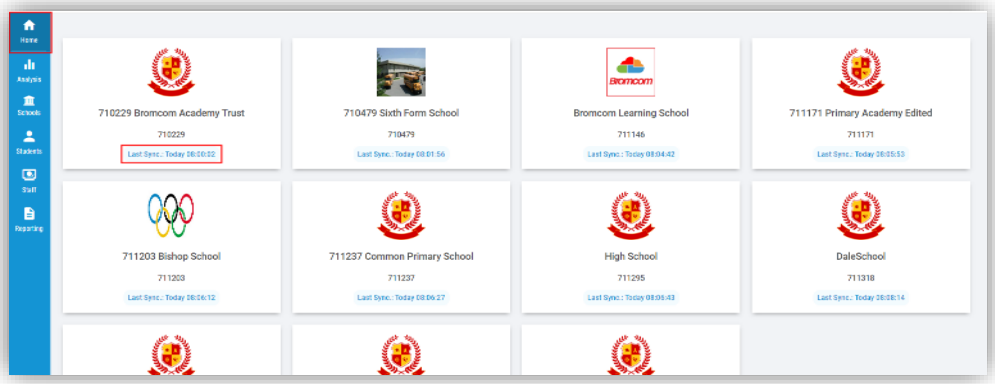

The **Overview Dashboard** which was previously displayed on the **Home** page can now be found under **Analysis > Dashboard > Dashboard Overview** from the **Sidebar**.

New page Data Lock

Vision > Admin > Central Management > Central Management > Data Lock

A new page **Data Lock** has been added, allowing the selected schools to be **Locked** or **Unlocked** for **Data** editing. One or more schools can be selected and **Locked** or **Unlocked** using the **Actions** button or click under the **Roles** column to toggle the button between **Locked** or **Unlocked**.

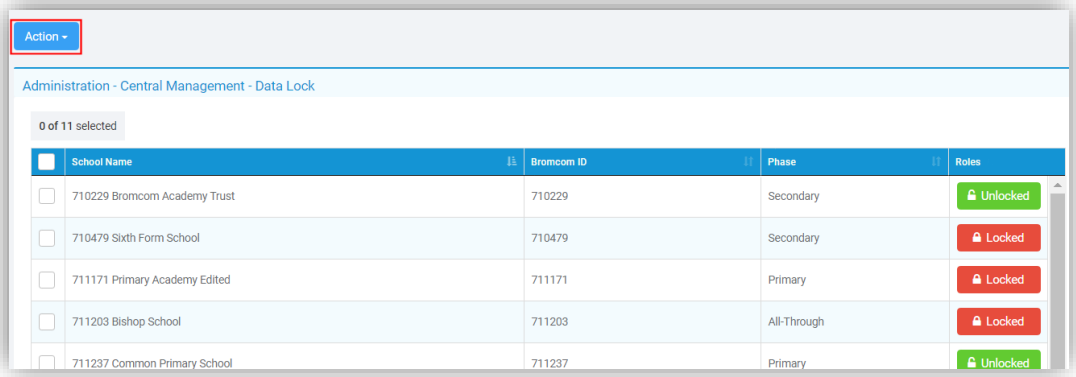

To be able to **Edit Locked Schools**, the **Permissions** must be added, go to **Admin > Mat Vision > Roles**, select the **Role** to **Edit**, then tick the **Admission – Central Management – Data Lock** box.

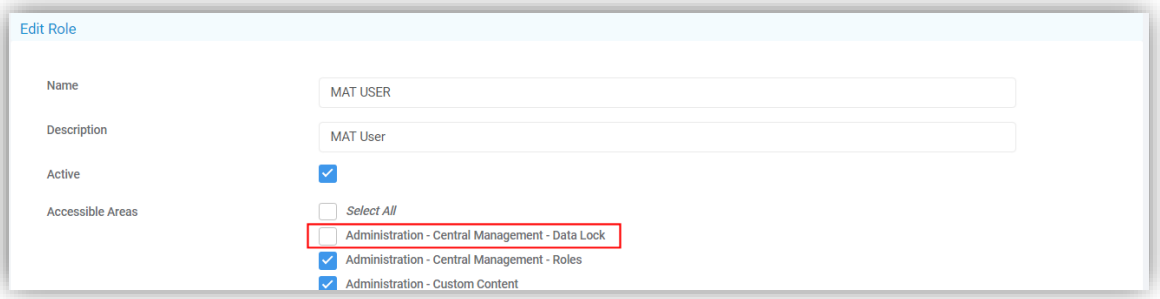

New Roles & Permissions page added

Vision > Admin > Central Management > Roles

A new page for **Roles** has been added, the **Roles** displayed are from the **Central Team MIS**.

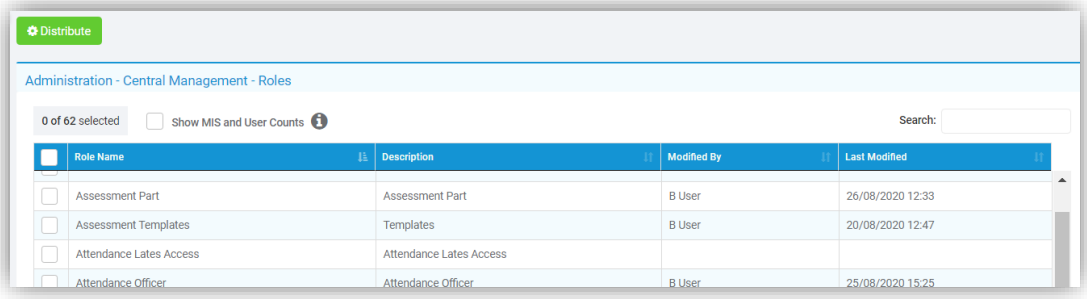

Ticking the **Show MIS and User Counts** box will add two columns, **MIS Count** and **User Count** to the table. The **MIS Count** will count the number of schools that have the **Role** in the **MIS**, the **User Count** will count the number of **Users** across the Trust associated with the **Role**.

Note: Enabling these **Counts** may increase the time the table takes to load.

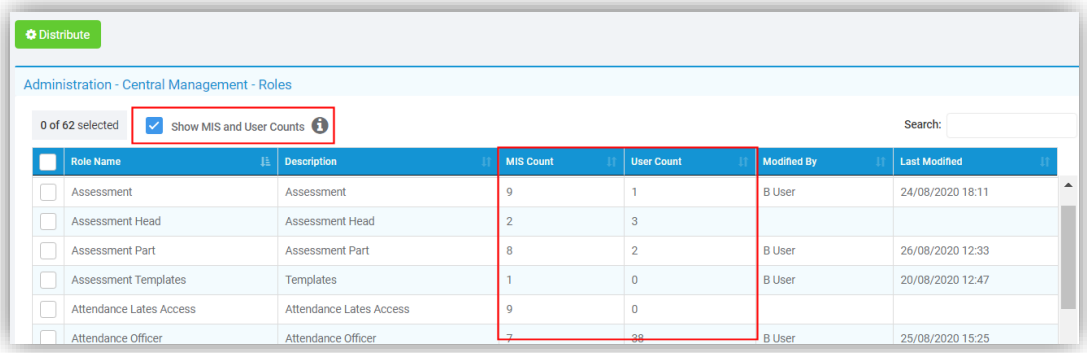

Click the **Distribute** button with one or more **Roles** selected to **Distribute** these **Roles** to the selected **Schools**, **Phases** or **School Set**. If selecting **Phases** or **School Set** an additional dropdown list will display to select the **Phase** or **School Set**. Select the **Schools** and click the **Submit** button.

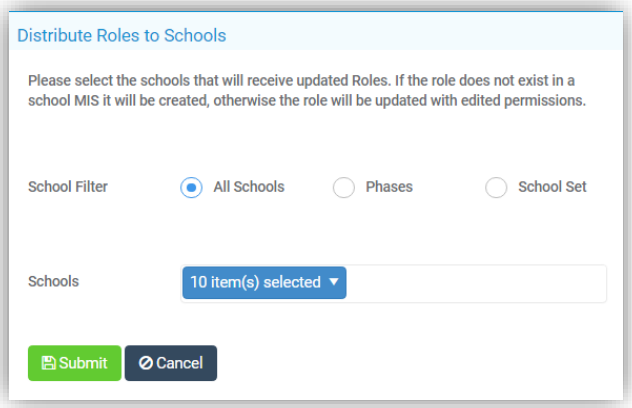

This will now copy the **Roles** from the **Central Team MIS** and **Distribute** them to the selected **Schools MIS** adding new **Roles** and updating existing ones.

To access this page the **Permissions** must be active, go to **Admin > Mat Vision > Roles**, select the **Role** to **Edit**, then tick the **Active** box.

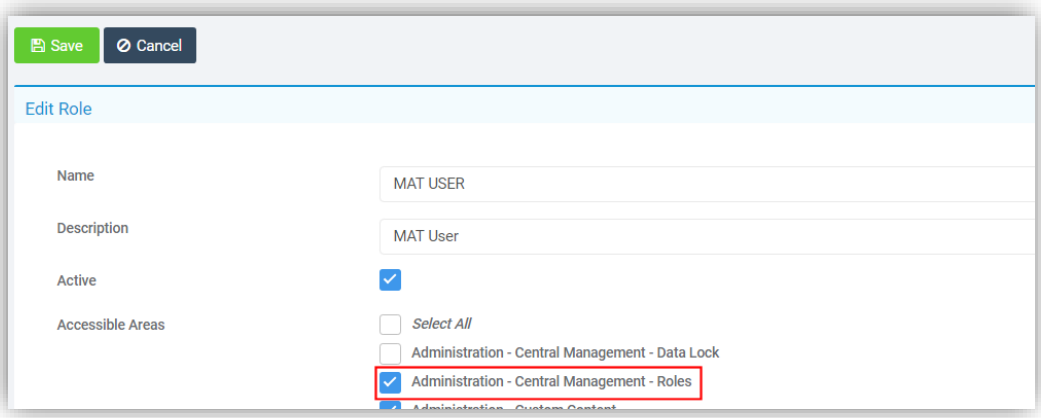

Resolved Issues

Administration

Reference(s)	Affected Area(s)	Issue Description
CAS-132949-G6K3Z1 **CAS-132587-C3N2K4** **CAS-134193-Q9D6R7** **CAS-134879-P9T2Q2**	Modules > Administration > Admissions > Pre-Admission Groups > New	Was not a able to create a Pre-Admissions Group when set for Own Admissions Authority
CAS-132597-C8T0Q0	Reports > Administration > Administration > Parent/Guardian Labels	Spelling corrected from Addess to Address on filter
CAS-133821-Q9L8Z5 **CAS-129591-Q7L9Y1** **CAS-126301-N3L5T9**	Modules > Administration > Housekeeping > Name Formats	Student Names were not changing to Uppercase
CAS-126098-S6R5Y8	Modules > Administration > Routines > Capita One Exports	The export for a Leaver who then returned was only exporting attendance up to the date they left
CAS-131051-T3K4H7	Modules > Administration Admissions > Pre- Admission Groups>	Was not able to add a Leaver or future Student as a sibling
CAS-129101-Q0X3M7	Config > Administration > Administration Defaults	Student email address displaying incorrectly in the new student UI

Analysis

Reference(s)	Affected Area(s)	Issue Description
CAS-117729-H4H5D1	Modules > Analysis > Analysis > Attendance	Was not able to filter to past attendance for a Student currently in a year group in an attendance analysis template

Assessment

Reference(s)	Affected Area(s)	Issue Description
CAS-130832-H1C5F4	Modules > Assessment > Assessment Sheets List > Summative Assessment	When exporting to Excel some of the columns were displaying in scientific format
CAS-132901-M3K7D1 **CAS-137443-S2S9R8**	Modules > Assessment > Migration Wizard	The Simulate option on a pre-migrated Assessment module was giving an error

Attendance

Reference(s)	Affected Area(s)	Issue Description
CAS-132676-Y9F0S1	Register [Secondary]	Dinner Register spelling corrected from Regiser
CAS-131652-J7M7N1	Reports > Attendance > Daily > Fire Drill	If the year group name had more than 3 characters it displayed over multiple lines producing more pages
CAS-135758-H0Z8Z0	Register	Was not able to switch off projector mode
CAS-132032-B4J2J6	Modules > Attendance > Registers > Manage Attendance	When the date range the page was not opening to the specific week selected
CAS-132652-K2G8C1	Register [Secondary]	The attendance mark protection option was not allowing marks to be entered into unmarked cells
CAS-135144-F2K8B	Register > Behaviour	When the Generate Detention option was selected all of the Detention Types were displayed regardless of Access permissions

CAS-135602-Q5D9X0 **CAS-135868-P8F5C7** **CAS-134916-H0T2B1**	Register	When downloading documents for more than one student when selecting the second document it was downloading the first one again
CAS-135425-Y8S2V2 **CAS-135341-N1P0W4**	Register > Behaviour	Location when left as default was showing as null in the Student records and not the room the class was in
CAS-136144-D5F0J9 **CAS-136560-C1F1H6** **CAS-136577-D7T5N8** **CAS-136438-S2Z7D2** **CAS-137109-X7V9S3** **CAS-136324-Z0G0N8** **CAS-136185-F9J2G4**	Register	Register Marks were not copying from the first period in to the second one for double classes

Census

Reference(s)	Affected Area(s)	Issue Description
CAS-136566-T3V3D0	Modules > Census > Census > School	New enrolment records were automatically being given a system generated end date, this was causing the Census to give an error

Communication

Reference(s)	Affected Area(s)	Issue Description
CAS-126586-T6J4L1	Config > Communication > Configurations > Low Credit Email Recipients	If there were more than 4 characters after the final dot in the address an enter valid e-mail address message was given
CAS-132438-X7Y2Y9	Config > Communication > Watchlists	If the monitor by behaviour option is selected the wording still refers to Attendance for the SMS or e-mail template
CAS-132950-N5C5N2	Config > Communication > Watchlists	Was giving an error when the sidebar menu was minimised
CAS-136389-L7D9D8	Modules > Communication > Routines > Watchlist Process	The process was giving an error when e-mailing HoY

Curriculum

Reference(s)	Affected Area(s)	Issue Description
CAS-131744-T0Z3P9	Modules > Curriculum > Tutor Group Timetable Generator	Timetable generator page was continually loading
CAS-133916-V2D3Q2	Modules > Curriculum > Routines Apply Timetable Model (Nova-T6)	Was failing to load the period mapping screen
CAS-133528-K6T9F9	Modules > Curriculum > Curriculum > Staff Timetabling	Right clicking on a cell was not displaying the list of active non-contact and duty codes
CAS-131961-T8K6W7	Modules > Curriculum > Routines > Tutor Group Timetable Generator	Page was giving an error if selected when outside of data boundary settings
CAS-131825-B4V3B6	Modules > Curriculum > Academic Calendar > Period Structures	When selecting New an Access Denied message was given on giving permissions for the page the Save button was missing
CAS-132718-V5Y9R4	Config > Curriculum > Academic Days	The Display Timetable Days tick option was not working for Primary schools

Dashboard

Reference(s)	Affected Area(s)	Issue Description
CAS-134149-J2V7Z9	Lesson Dashboard	Selecting a class name in My Lesson Browser was causing the page to stop working
CAS-135950-P0S7L9	Lesson Dashboard	The AM/PM sessions were displaying when they had been unticked in the settings

Finance

Reference(s)	Affected Area(s)	Issue Description
CAS-132880-N8S8B5	Reports > Finance > Finance > Bank History Report	Bank Claim Report and Bank History Report were not matching
CAS-129002-S4M6V0	Modules > Finance > Staffing > Salary Calculator	After creating a new staff record it was defaulting to a different member of staff instead of returning to the one just created
CAS-127136-W3Y2D5	Modules > Finance > Budgeting > Cost Allocation Centre	After entering a budget and saving, the ledger list was returning to the top of the page meaning you had to scroll down or search for the next code
CAS-133579-H1V0M6	Reports > Finance > VAT Reporting > VAT Submittal	Cancelled items were showing incorrectly as Outputs instead of reducing the Input amounts
CAS-130720-Y3L3H9	Reports > Finance > Bank Reconciliation Report Reports > Finance > Unreconciled Bank Transactions Report	The Debits and Credits were displaying the wrong way around
CAS-132552-H5C6M4	Modules > Finance > General Ledger > Petty Cash Processing	Using petty cash when an open petty cash book with free numbers is not available was giving a No cheque book error
CAS-130878-V6B9J4	Modules > Finance > Routines > CFR Returns	Generating a CFR return was showing errors incorrectly
CAS-133474-X4W5P8	Modules > Finance > Accounts Payable > Invoices & Credit Notes	Gave error when authorising a Purchase order

Framework

Reference(s)	Affected Area(s)	Issue Description
CAS-133730-B0M6F8	Exporting Reports	It was possible to click the Done button more than once and each time a new report was exported

Groups

Reference(s)	Affected Area(s)	Issue Description
CAS-132710-T6J1G9	Groups > Clubs > Actions > Attendance	Was not displaying students when it was outside of the academic year
CAS-133920-W9H9F2	Groups > Teaching Class > Memberships	Was trying to open the old page when selecting the Learning Aims option

MCAS [Admin]

Reference(s)	Affected Area(s)	Issue Description
CAS-134576-H5T7F3	Config > MyChildAtSchool > Configuration	The Outstanding Payment Widget was displaying on the MCAS parent portal even though both the Enable Payment Settings and Instalment Reminders options were not selected

MCAS [Parent]

Reference(s)	Affected Area(s)	Issue Description
CAS-128497-D1V3J2	MyChildAtSchool Login > Forgotten Login Details	If an incorrect security answer was entered the message given was Unable to Verify, this should have been Entered Security Question is Incorrect

Others

Reference(s)	Affected Area(s)	Issue Description
CAS-135018-W4R8V5 **CAS-135110-J8Q6D9** **CAS-133974-P5P9L3**	Others > New	Adding a user account linked to a staff record was removing the staff members first and last name from the staff record

Profile

Reference(s)	Affected Area(s)	Issue Description
CAS-126179-F5Y4S1	Profile image top right > My Documents > Import	When selecting match on admission number and contains and selecting the XML file, it was giving a message file type not allowed
CAS-128601-W0D3Q3	Profile image top right > Set as Home Page	Was defaulting to the Lesson Dashboard for a Teacher regardless of the page set as the Home Page

Reports

Reference(s)	Affected Area(s)	Issue Description
CAS-130160-P6L2B4	Ad-hoc Reports	User Defined Field data was not displaying
CAS-128300-K1D7Z1	Ad-hoc Reports	The report was not showing UDFs where a blank dropdown UDF was also present
CAS-131426-K0C0V2	Ad-hoc Reports	Was not able to report on the total cost of interventions for each student

Setup

Reference(s)	Affected Area(s)	Issue Description
CAS-131961-T8K6W7	Config > Setup > Data Boundaries	Was giving a tutor group timetable generator error
CAS-134581-C9S2L2 **CAS-131277-P1F0S7** **CAS-135008-T6P0Y3**	Modules > Setup > System Security > System Users > New	Where active directory was live the active directory account selector was only displaying the first 1,000 records

Staff

Reference(s)	Affected Area(s)	Issue Description
CAS-133010-R9H9D0 **CAS-132525-D8W9G8** **CAS-131637-J9K6K** **CAS-133547-G5G4R1** **CAS-133413-N6D8C6**	Staff > View > Timetable	Was not able to see the staff timetables for next year on the new staff pages
CAS-129263-D5N3W5 **CAS-132143-C2M3D3** **CAS-131654-B1S7Q9** **CAS-129920-C1P9W5** **CAS-133299-T7V1X4** **CAS-134010-W9T8P9**	Staff > View > Contracts	Staff contracts were taking long time to load details

CAS-135405-T3N1N5 **CAS-134749-R5L0M4**		
CAS-133008-V2B5D6	Staff > New	If new staff details were saved with the Title dropdown left as Not Selected when viewed it was defaulting to blank and causing an error
CAS-135848-M6T3B9 **CAS-136231-B1Q1T2**	Staff > View > Profile > Timetable	No data was being displayed when clicking on the Timetable panel
CAS-135676-N9X0P4 **CAS-136166-V8J7H0** **CAS-135687-S0M8S0**	Staff > Actions > Merge Staff	Merge was failing where Qualifications had been previously edited

Student Portal [Admin]

Reference(s)	Affected Area(s)	Issue Description
CAS-136454-T3D5K3	Modules > Student Portal > Administration > User Accounts	When editing a User Account the Password was being changed when the page was Saved

Student Portal [Student]

Reference(s)	Affected Area(s)	Issue Description
CAS-134203-N3L0D2	Timetable	Was not able to see the Timetable when using Safari on a MAC, iPad Pro 12.9 or iPad Mini 4th Generation devices

Students

Reference(s)	Affected Area(s)	Issue Description
CAS-132481-B6J1F6 **CAS-129826-L1G4M6**	Students > View > Contacts	If there was a current and a previous address, when using the copy option it was copying the previous address and not the current one
CAS-132461-C4V8T9	Students > View > Timetable	Was not able to move past the Current Academic Year in the Expanded Timetable View in the New Student U
CAS-129101-Q0X3M7	Students > View > Profile	Student email address displaying incorrectly in the new student UI
CAS-127732-R3K6J2	Students > Actions > CTF Import	The Matched Student column on the export was displaying the name of the last student in the CTF if the column had not matched to an existing student on the CTF Import window
CAS-126397-W2Q7H2	Students > Actions > Send SMS/Email	If an e-mail template had chevrons <> in the message and the message type was changed to plain text, the message template was displaying >"}" before the title
CAS-132912-W3R3K1	Students > Actions > Dinner Account Balance	Was not able to use the Dinner Account Balance option for leavers
CAS-133946-D1H7L1	Students > New	After adding a new Student the Grant access to student details in MCAS tick box was not greyed out for contacts without an MCAS account
CAS-131416-Z2G8M0	Students > View	Staff were able to delete student documents even when permissions were Access only
CAS-131088-Y8J5Q4 **CAS-131832-L1T6Z8**	Students > View	Parental Consent was displaying as 31/12/0000
CAS-127182-T6K9N6	Students > Actions > Send SMS/Email	HTML toolbar was not displaying all of the options

CAS-132349-V0T1Q0	Students > View > Profile > Additional Details	Service Child Concerns panel was missing from the new Student Details page
CAS-135488-H1R5V6	Students > Actions > Dinner Registers	Save & Close button wrongly named should be Save & Confirm
CAS-136030-B4K4K2 **CAS-135781-Z8X4J1** **CAS-133011-P6N6Y1**	Students > Actions > Delete	Selection tick boxes were not selecting correctly
CAS-136149-M7W9B9	Students > View > Profile	When adding a new Student enrolment record the start was taking the current time and not 00:00
CAS-136937-P8W1S3	Students > View > Behaviour	Clicking on the Save button was not closing the Event immediately, clicking multiple times on the Save button was adding the Event multiple times
CAS-135258-R5L0X1	Students > View > Enrolment	The Destination School selection box was not displaying when editing a Reason for Leaving
CAS-128588-J7G1F5	Students > Actions > Manual Data Import	English proficiency records were not importing
CAS-121298-K8H1H0	Students > View > Ethnicity & Religion > Languages > English Proficiency	Steps 5 to 8 were missing from the dropdown list

Timetable

Reference(s)	Affected Area(s)	Issue Description
CAS-133794-R8B2Z3	Timetable Export	Object Reference not set to Reference of Object when Exporting from eTimetable to MIS